

- ▶ Introduction
- ▶ Usage
- ▶ Installing
- ▶ Multilingual and Technical Considerations
- ▶ Bibliography
- ▶ References
- ▶ Implementation
- ▶ Index
- ▶ Change History

## 1. Introduction

This package<sup>1</sup> currently supports generation of PDF/X-, PDF/A- and PDF/E-compliant documents, using pdf $\TeX$ , in most of their variants; see the complete list in Section 2.1 below. As of  $\TeX$  Live 2016 it now also works with Lua $\TeX$  and Xe $\TeX$ , when using appropriate command-line options<sup>2</sup>, but with some limitations — see Sections 3.1.1 and 3.1.2. By ‘supports’, we mean that the package provides correct and sufficient means to declare that a document conforms with a stated PDF variant (PDF/X, PDF/A, PDF/E, PDF/VT, PDF/UA, etc.) along with the version and/or level of conformance. This package also allows appropriate Metadata and Color Profile to be specified, according to the requirements of the PDF variant.

Metadata elements, most of which must ultimately be written as XML using the UTF-8 encoding, is provided via a file named `\jobname.xmlpdata`, for the running  $\TeX$  job. Without such a file, providing some required information as well as a large range of optional data, a fully validating PDF file cannot be achieved. The PDF can be created, having the correct visual appearance on all pages, but it will not pass validation checks. Sections 2.2 and 4.1 describe how this file should be constructed.

What this package *does not do* is to check for all the details of document structure and type of content that may be required (or restricted) within a PDF variant. For example, PDF/VT [16] requires well-structured parts, using Form XObject sections tagged as ‘/DPart’. Similarly PDF/A-1a (and 2a and 3a) [19, 20, 21] require a fully ‘Tagged PDF’, including a detailed structure tagging which envelops the complete contents of the document, as does also PDF/UA [31]. This is beyond the current version of  $\TeX$  engines as commonly shipped; though see Section 1.2 for recent developments. So while this package provides enough to meet the declaration, Metadata and font-handling aspects for these PDF/A variants, it is not sufficient to produce fully-conforming PDFs. However, with extra pdf $\TeX$ -based software or macro coding that *is* capable of producing ‘Tagged PDF’, this package can be used as part of the overall workflow to produce fully-conforming documents; see [37].

### 1.1. PDF standards

PDF/X and PDF/A are umbrella terms used to denote several ISO standards [9, 10, 11, 13, 14, 19, 20, 21] that define different subsets of the PDF standard [1, 25]. The objective of PDF/X is to facilitate graphics exchange between document creator and printer and therefore, has all requirements related to printing. For instance, in PDF/X, all fonts need to be embedded and all images need to be CMYK or spot colors. PDF/X-2 and PDF/X-3 accept calibrated RGB and CIELAB colors along with all other specifications of PDF/X. Since 2005 other variants of PDF/X have emerged, as extra effects (such as layering and transparency) have been supported within the PDF standard itself. The full range of versions and conformance supported in this package is discussed below in Section 2.1.

PDF/A defines a profile for archiving PDF documents, which ensures the documents can be reproduced in the exact same way in years to come. A key element to achieving this is that PDF/A documents are 100% self-contained. All the information needed to display the document in the same manner every time is embedded in the file. A PDF/A document is not permitted to be reliant on information from external sources. Other restrictions include avoidance of audio/video content, JavaScript and encryption. Mandatory inclusion of fonts, color profile and standards-based metadata are absolutely essential for PDF/A. Later versions allow for use of image compression and file attachments.

PDF/E is an ISO standard [24] intended for documents used in engineering workflows. PDF/VT [16] allows for high-volume customised form printing, such as utility bills. PDF/UA

<sup>1</sup>An earlier version of this documentation was published as [35]. All the changes since then have been developed and coded by the 3rd-listed author.

<sup>2</sup>The required invocation is: `xelatex -shell-escape -output-driver="xdvipdfmx -z 0" <filename>.tex`

- ▶ Introduction
- ▶ Usage
- ▶ Installing
- ▶ Multilingual and Technical Considerations
- ▶ Bibliography
- ▶ References
- ▶ Implementation
- ▶ Index
- ▶ Change History

(‘Universal Accessibility’) has emerged as a standard [31, 3, 5] supporting Assistive Technologies, incorporating web-accessibility guidelines (WCAG) for electronic documents. In future, PDF/H may emerge for health records and medical-related documents. Other applications can be envisaged. Declarations and Metadata are supported for the first three of these. The others are the subject of further work; revised versions of this package can be expected in later years.

More complete descriptions of these standards and their usage can be found on Wikipedia pages [40]. These pages also include comprehensive links to web resources, guides, commentaries, discussions and whatever else is relevant to how the standards have been established and how they can be used.

## 1.2. Later $\TeX$ changes, support for newer PDF standards

Although PDF 2.0 [26] was first published in 2017 and revised in 2020, it has taken a long time for it to become a target format for documents built using  $\TeX$ . This is because the requirement of using ‘Tagged PDF’ is stringent, requiring a reworking of almost every aspect of  $\TeX$ ’s document production model [29]. Work to this end is going on, via the PDF Association’s ‘ $\TeX$  Project LWG’ [28], the experimental `tagpdf` package [36], and Ross Moore’s `tpdf` package and macro suite [37]. Significant internal changes have been made to  $\TeX$  itself, which in turn have required the v1.6.5x updates in 2024 to this `pdfx` package. We thank the following users for reporting issues arising from such changes: Sergio Zenoni, Takehiko Tanabe, Tomáš Nováček.

In early 2024 the PDF Association published several documents for new and updated standards based upon PDF 2.0 [26]. These include PDF/UA-2 [4], PDF ‘Declarations’ [23], ‘Well-Tagged PDF’ (WTPDF) [32] with declarations for ‘Accessibility’ and ‘Reuse’, adding to PDF/A-4 [22], PDF/X-6 [15] and PDF/VT-3 [17], each with various flavours. To support these, there will be released in late 2024 a variant named `pdfx2` as an extension of `pdfx`, with separate documentation detailing how to specify appropriate XMP metadata [18].

Once `pdfx2` becomes available, this will take on the role of handling new developments for  $\TeX$  support of PDF 2.0-based software solutions. The `pdfx` package will remain under active development, primarily to ensure compatibility of existing documents with PDF 1.7-based requirements (tagged or otherwise), following any further changes in  $\TeX$  or other packages.

## 2. Usage

The package can be loaded with the command:

```
\usepackage[<option>]{pdfx}
```

where the options are as follows.

### 2.1. Package options

#### 2.1.1. PDF/A options

PDF/A is an ISO standard [19, 20, 21] intended for long-term archiving of electronic documents. It therefore emphasizes self-containedness and reproducibility, as well as machine-readable metadata. The PDF/A standard has three conformance levels ‘a’, ‘b’, and ‘u’. Level ‘a’ is the strictest, but is not yet fully implemented by the `pdfx` package. Conformance level ‘u’ has the same requirements as level ‘b’, but with the additional requirement that all text in the document must have a Unicode mapping. However, the `pdfx` package produces such Unicode mappings even in level ‘b’ files. The standard also has three different versions 1, 2, and 3, which were standardized in 2005, 2011 and 2012, respectively. Earlier versions contain a subset

of the features of later versions, so for maximum portability, it is preferable to use a lower-numbered version, when the extra features allowed in higher versions are not used. There is no conformance level ‘u’ in version 1 of the standard. Thus for many typical uses of PDF/A, it is sufficient to use PDF/A-1b.

- ▶ a-1a: generate PDF/A-1a. Experimental, not fully implemented.
- ▶ a-1b: generate PDF/A-1b.
- ▶ a-2a: generate PDF/A-2a. Experimental, not fully implemented.
- ▶ a-2b: generate PDF/A-2b.
- ▶ a-2u: generate PDF/A-2u.
- ▶ a-3a: generate PDF/A-3a. Experimental, not fully implemented.
- ▶ a-3b: generate PDF/A-3b.
- ▶ a-3u: generate PDF/A-3u.

By ‘Experimental, not fully implemented’ here we mean primarily that the document structure, as required for ‘Tagged PDF’, is not handled by this package. Using other pdfTeX-based software that is capable of producing such complete tagging, conforming documents can indeed be produced.

### 2.1.2. PDF/E options

PDF/E is an ISO standard [24] intended for documents used in engineering workflows. There is only one version of the PDF/E standard so far, and it is called PDF/E-1.

- ▶ e-1: generate PDF/E-1.
- ▶ e: same as e-1.

### 2.1.3. PDF/UA options

PDF/UA is an ISO and ANSI standard [31, 5] intended for making structured documents readable and navigable using Assistive Technology; e.g., screen-readers, Braille keyboards and such-like. Documents prepared this way can be easily saved in other formats which preserve the structure, such as XML, HTML, and (Microsoft) Word-based formats.

- ▶ ua-1: generate PDF/UA-1.
- ▶ ua: same as ua-1.

### 2.1.4. PDF/VT options

PDF/VT is an ISO standard intended as an exchange format for variable and transactional printing, and is an extension of the PDF/X-4 standard. The standard specifies three PDF/VT conformance levels. Level 1 is for single-file exchange, level 2 is for multi-file exchange, and level 2s is for streamed delivery. Currently, none of the PDF/VT conformance levels are fully implemented by the pdfx package.

- ▶ vt-1: generate PDF/VT-1, based on PDF/X-4. Experimental, not fully implemented
- ▶ vt-2: generate PDF/VT-2, based on PDF/X-5pg. Experimental, not fully implemented.
- ▶ vt-2s: generate PDF/VT-2s. Experimental, not fully implemented.

By ‘Experimental, not fully implemented’ here we mean primarily that the structuring of a document into ‘DPart’ sections, as Form XObjects, is not handled by this package. This is possible with current pdfTeX software, but not yet in a way that lends itself easily to full automation, due to requirements of knowing the internal object number of certain internal PDF constructs. All the other aspects: PDFInfo declaration, Metadata and Color Profile, of the PDF/VT variants are correctly handled.

## 2.1.5. PDF/X options

PDF/X is an ISO standard intended for graphics interchange. It emphasizes printing-related requirements, such as embedded fonts and color profiles. The PDF/X standard has a large number of variants and conformance levels. The basic variants are X-1, X-1a, X-3, X-4, and X-5. (Note that a revised version of the X-2 standard was published in 2003 but withdrawn as an ISO standard in 2011, basically due to lack of interest in using it). The PDF/X-1a standard exists in revisions of 2001 and 2003, the PDF/X-3 standard exists in revisions of 2002 and 2003, and the PDF/X-4 and PDF/X-5 standards exist in revisions of 2008 and 2010. Moreover, some of these standards have a ‘p’ version, which permits the use of an externally supplied color profile (instead of an embedded one), and/or a ‘g’ version, which permits the use of external graphical content. Moreover, PDF/X-5 has an ‘n’ version, which extends PDF/X-4p by permitting additional ‘Custom’ color spaces other than Grayscale, RGB, and CMYK. For many typical uses of PDF/X, it is sufficient to use PDF/X-1a.

- ▶ x-1: generate PDF/X-1; now obsolete, doesn’t validate.
- ▶ x-1a: generate PDF/X-1a. Options x-1a1 and x-1a3 are also available to specify PDF/X-1a:2001 or PDF/X-1a:2003 explicitly.
- ▶ x-2: generate PDF/X-2; unpublished, doesn’t validate.
- ▶ x-3: generate PDF/X-3. Options x-302 and x-303 are also available to specify PDF/X-3:2002 or PDF/X-3:2003 explicitly.
- ▶ x-4: generate PDF/X-4. Options x-408 and x-410 are also available to specify PDF/X-4:2008 or PDF/X-4:2010 explicitly.
- ▶ x-4p: generate PDF/X-4p. Options x-4p08 and x-4p10 are also available to specify PDF/X-4p:2008 or PDF/X-4p:2010 explicitly.
- ▶ x-5g: generate PDF/X-5g. Options x-5g08 and x-5g10 are also available to specify PDF/X-5g:2008 or PDF/X-5g:2010 explicitly.
- ▶ x-5n: generate PDF/X-5n. Options x-5n08 and x-5n10 are also available to specify PDF/X-5n:2008 or PDF/X-5n:2010 explicitly. Experimental, not fully implemented.
- ▶ x-5pg: generate PDF/X-5pg. Options x-5pg08 and x-5pg10 are also available to specify PDF/X-5pg:2008 or PDF/X-5pg:2010 explicitly.

## 2.1.6. Other options

These options are experimental and should not normally be used.

- ▶ useBOM: generate an explicit UTF-8 byte-order marker in the embedded XMP metadata, and make the XMP packet writable. Neither of these features are required by the PDF/A standard, but there exist some PDF/A validators (reportedly [validatepdfa.com](http://validatepdfa.com)) that seem to require them. Note: the implementation of this feature is experimental and may break with future updates to the `xmpincl` package.
- ▶ noBOM: do not generate the optional byte-order marker. (default)

- ▶ Introduction
- ▶ Usage
- ▶ Installing
- ▶ Multilingual and Technical Considerations
- ▶ Bibliography
- ▶ References
- ▶ Implementation
- ▶ Index
- ▶ Change History

- ▶ `noerr`: avoids stopping when making PDF/X with an RGB profile, and at other unusual situations; e.g., PDF/UA without also PDF/A.
- ▶ `pdf12`: use PDF 1.2, overriding the version specified by the applicable standard. This may produce a non-standard-conforming PDF file.
- ▶ `pdf13`: use PDF 1.3, overriding the version specified by the applicable standard. This may produce a non-standard-conforming PDF file.
- ▶ `pdf14`: use PDF 1.4, overriding the version specified by the applicable standard. This may produce a non-standard-conforming PDF file.
- ▶ `pdf15`: use PDF 1.5, overriding the version specified by the applicable standard. This may produce a non-standard-conforming PDF file.
- ▶ `pdf16`: use PDF 1.6, overriding the version specified by the applicable standard. This may produce a non-standard-conforming PDF file.
- ▶ `pdf17`: use PDF 1.7, overriding the version specified by the applicable standard. This may produce a non-standard-conforming PDF file.
- ▶ `pdf20`: use PDF 2.0, experimental in preparation for use with future software, under development. This may produce a non-standard-conforming PDF file.
- ▶ `nocharset`: do not generate the Charset entry for fonts (pdf $\TeX$  only).
- ▶ `usecharset`: generate the Charset entry for fonts (pdf $\TeX$  only).

The latter two options affect the value of the `\pdfomitcharset` primitive, added to pdf $\TeX$  in 2019, due to differing requirements for PDF/A-1 and other PDF/A versions. Indeed use of the `/Charset` entry for a font is deprecated entirely for PDF 2.0 [26] and later.

### 2.1.7. XMP language options

These options allow for characters in alphabets other than those used for English and Western European languages to be used within the `.xmpdata` file (see Section 2.2), supported through  $\TeX$  character representation macros.

- ▶ `latxmp`: extended Latin blocks, Ux0180–Ux024F and Ux1E00–Ux1EFF
- ▶ `armxmp`: armenian letters and ligatures, Ux0530–Ux058F, via macros `\armyba`, `\armfe`, `\armcomma`, etc.
- ▶ `cyrxmp`: cyrillic letters and accents, Ux0400–Ux04FF and Ux0500–Ux0527 via macros `\cyr`, `\CYRN`, etc.
- ▶ `grkxmp`: greek letters and diacritics, Ux0370–Ux03FF and Ux1F00–Ux1FFF via macros `\textalpha`, `\textPi`, etc.
- ▶ `hebxmp`: some hebrew letters and marks, Ux05C0–Ux05F4 via macros `\hebalef`, `\hebtav`, `\doubleyod`, etc.
- ▶ `arbxmp`: some arabic letters and marks, Ux0600–Ux06FF via macros `\hamza`, `\alef`, `\sukun`, etc.
- ▶ `vnmxmp`: vietnamese letters and accents, Ux1EA0–Ux1EFF via macros `\abreve`, `\uhorn`, `\ECIRCUMFLEX`, etc.
- ▶ `ipaxmp`: phonetic extensions, Ux0250–Ux02AF and Ux1D00–Ux1DFF
- ▶ `mathxmp`: mathematical letters, symbols, operators arrows, alphanumeric forms.
- ▶ `allxmp`: all of the above, as well as those listed next; used primarily for testing compatibility with other packages.

The characters supported by these options include those supported by `hyperref.sty` via the PDFdoc encodings (PD1 and PU) for inclusion in PDF files. Extra support is provided for math alphabets. For Armenian, the macros defined by `Arm $\TeX$`  are supported.

Further options allow direct (enclosed) input of upper 8-bit characters, from encodings such as Latin-1–Latin-9, KOI8-R, LGR (Greek), ArmSCII8, and a few more. Use of these requires a carefully controlled parsing regime. Here we list the package options that declare such content may be present in the `.xmpdata` file. A detailed account of how these are used is given in Section 4.1 (“Multilingual Metadata”).

- ▶ `LATxmp`: support for direct use of the upper-range characters (byte codes 160–255) for input encodings Latin1–Latin9, for Latin-based alphabets as used in European countries and elsewhere. This defines parser macros `\textLAT`, `\textLII`, ..., `\textLIX`. All support from `latxmp` is loaded also.
- ▶ `KOIXmp`: support for direct use of cyrillic letters by use of upper-range characters (byte codes 148–255) under input encodings KOI8-R and KOI8-RU, using `\textKOI` as parser macro. All support from `cyrxmp` is loaded also.
- ▶ `LGRxmp`: support for greek letters entered using either the LGR input transliteration of ASCII characters, or the ISO-8859-7 encoding of upper-range characters (byte codes 160–255), or a combination of both, using `\textLGR` as parser macro. All support from `grkxmp` is loaded also.
- ▶ `AR8xmp`: support for armenian letters entered using the `Arm $\TeX$`  2.0 input transliteration of ASCII characters, or the ArmSCII8 encoding of upper-range characters (byte codes 160–255), or a combination of both, using `\textARM` as parser macro. All support from `armxmp` is loaded also.
- ▶ `HEBxmp`: support for hebrew letters entered using either LHE input transliteration of ASCII characters, or the CP1255, CP862 or ISO-8859-8 (HE8) encoding of upper-range characters (byte codes 160–255), or a combination of these using `\textLHE`, `\textHEB0`, `\textHEB` as parser macros. All support from `hebxmp` is loaded also.

These ‘parser’ options have received limited testing, so please report any mistakes in the UTF-8 output that you may encounter.

## 2.2. Data file for metadata

As mentioned above, standards-compliant PDF documents require document-level metadata to be included. This, known as an ‘XMP packet’ [2, 18], is like having a library catalog card included within the PDF itself. It is an unencrypted portion of the PDF file, with data expressed in Extensible Markup Language (XML), using Resource Description Format (RDF [39]) syntax, encoded as UTF-8 so readable by any text editing software on any modern computing platform.

Some advantages of doing this are clear.

- ▶ For a librarian: cataloguing information is available within the file itself, without the need to search explicitly in the visual layout of the content or elsewhere;
- ▶ All actual libraries cataloguing this PDF can have consistent information; including web-based indexing sites such as Google.
- ▶ For the author(s): who can specify the kind of information most appropriate to help readers understand the nature and purpose of the document.

The `pdfx` package builds the XMP metadata from information supplied via a special data file called `\jobname.xmpdata`. Here, `\jobname` is usually the basename of the document’s main `.tex` file. For example, if your document source is in the file `main.tex`, then the metadata must be in a file called `main.xmpdata`. None of the individual metadata fields are mandatory,

- ▶ Introduction
- ▶ Usage
- ▶ Installing
- ▶ Multilingual and Technical Considerations
- ▶ Bibliography
- ▶ References
- ▶ Implementation
- ▶ Index
- ▶ Change History

but for most documents, it makes sense to specify at least the title and the author. For more technical aspects of metadata and its uses, consult the work of the Dublin Core Initiative [7] and PRISM [34].

Here is a short .xmpdata file:

```
\Title{Baking through the ages}
\Author{A. Baker\sep C. Kneader}
\Language{en-GB}
\Keywords{cookies\sep muffins\sep cakes}
\Publisher{Baking International}
```

You should note that multiple authors and keywords have been separated by `\sep`. This `\sep` macro serves a technical purpose and is permitted within the `\Author`, `\Keywords`, and `\Publisher` fields, as well as some others. See §2.3 below for a complete listing of the supported author-supplied metadata fields.

After processing, the local directory contains a file named such as `pdfa.xmpi` or `pdfa.xmpi` or `pdfx.xmpi` according to the PDF variant desired. This file is the complete XMP Metadata packet. It can be checked for validity, using an online validator, such as at [www.pdfli.com](http://www.pdfli.com). veraPDF [38] is Open Source software providing validation for PDF/A, and other checkers useful in a PDF/A production setting.

**Warning:** The `\jobname.xmpdata` file may be included in the main document source, within a `{filecontents}` environment, provided this comes *before* the `\documentclass` command, as follows. The `force` option ensures overwriting a previous file to catch recent edits.

```
\begin{filecontents}[force]{\jobname.xmpdata}
\Title{Baking through the ages}
\Author{A. Baker\sep C. Kneader}
\Language{en-GB}
\Keywords{cookies\sep muffins\sep cakes}
\Publisher{Baking International}
\end{filecontents}
\documentclass[11pt,a4paper]{article}
...
```

Including the metadata with the  $\text{\TeX}$  source is very convenient. Having it at the top of the file also brings attention to it, placing emphasis on the desirability of including metadata, and keeping it accurate while the main content of the document is subject to changes or revision. Macro definitions can also occur prior to the `\documentclass` command, including any that may be needed within the metadata. An example of this is apparent in Figure 2 occurring later.

However, this ordering is also extremely important, else any non-ascii UTF-8 byte sequences can become active characters and expand upon data being written out, rather than remaining as inactive bytes. If you edit the metadata supplied this way, remember to remove the existing copy of `\jobname.xmpdata` file before the next processing run, as  $\text{\TeX}$  does not write a new copy of the file when it exists on disk already, within the current working directory or elsewhere that  $\text{\TeX}$  may find. In development or testing situations the filename may need to be given as `./\jobname.xmpdata`, else an older version may be loaded in error.

Experienced users/programmers can employ the `\write18` mechanism<sup>3</sup>, together with the `--shell-escape` command-line option, to automatically execute a shell command that removes `\jobname.xmpdata` on every (or on selected) processing runs. This is only useful when the metadata changes, for whatever reason.

<sup>3</sup>If you don't already know what this is, they you probably should not try using it :-).

Other places for the `{filecontents}` environment can work, but *only* when it contains *no* non-ascii UTF-8 byte sequences. Since 2018, with default See Section 2.4 below for more information on the macros that can be safely used within `.xmpdata` metadata files.

### 2.3. List of supported metadata fields

Following is a complete list of user-definable metadata fields currently supported, separated into particular groupings. Each command is accompanied by the specific XML tagged field name (with namespace) that is placed into the document-level Metadata packet, as well as the kind of information being conveyed. More may be added in the future. These commands can *only* be used within the `.xmpdata` file.

Most commands take an optional argument specifying the natural language, using RFC5646 (BCP 47) [8] codes, in which the metadata field is given. Languages for multiple entries can use e.g., `\sep[de] . . .`. Only those fields requiring a specific format (e.g. dates) do *not* support language specifiers; these are indicated with <sup>f</sup>. Fields allowing more than one value are indicated with \*. Multiple values may be given as separate instances of the macro, or as a single instance with the values delimited by `\sep`, as in the example above.

#### 2.3.1. General information:

- ▶ `*\Author:` (dc:creator)  
the document’s human author(s). Separate multiple authors with `\sep`.
- ▶ `*\Title:` (dc:title)  
the document’s title; multiple language versions are supported.
- ▶ `*f\Language:` (dc:language)  
list of languages used within the document.
- ▶ `*\Keywords:` (dc:subject)  
list of keywords, separated with `\sep`.
- ▶ `*\Publisher:` (dc:publisher)  
the publisher(s). Multiple pieces in a publishing chain should be separated with `\sep`.
- ▶ `*\Subject:` (dc:description)  
the abstract, or short description.

#### 2.3.2. Copyright information:

- ▶ `\Copyright:` (dc:rights)  
a copyright statement.
- ▶ `f\CopyrightURL:` (xmpRights:WebStatement)  
location of a web page describing the owner and/or rights statement for this document.
- ▶ `f\Copyrighted:` (xmpRights:Marked)  
‘True’ if the document is copyrighted, and ‘False’ if it isn’t. This is automatically set to ‘True’ if either `\Copyright` or `\CopyrightURL` is specified, but this can be overridden. For example, if the copyright statement is ‘Public Domain’, then specify also `\Copyrighted{False}`.
- ▶ `*\Owner:` (xmpRights:Owner)  
specifies the owner(s) of the document or resource.
- ▶ `f\CertificateURL:` (xmpRights:Certificate)  
gives the URL to online proof of ownership, if available.



- ▶ Introduction
- ▶ Usage
- ▶ Installing
- ▶ Multilingual and Technical Considerations
- ▶ Bibliography
- ▶ References
- ▶ Implementation
- ▶ Index
- ▶ Change History

### 2.3.3. more Dublin Core metadata:

From version 1.6 of pdfx.sty, the following fields can be used to provide a greater range of information to be specified as metadata.

- ▶ \*`\Contributor:` (dc:contributor)  
contributor(s) other than author(s) of the PDF document.
- ▶ `\Coverage:` (dc:coverage)  
statement about the extent or scope of the document's contents.
- ▶ \*`f\Date:` (dc:date)  
date(s) when something significant occurred relating to the resource (e.g., version changes); must be in ISO date format YYYY-MM-DD or YYYY-MM.
- ▶ `f\PublicationType:` (dc:type)  
The type of publication. If specified, must be one of 'book', 'catalog', 'feed', 'journal', 'magazine', 'manual', 'newsletter', 'pamphlet'. This is automatically set to 'journal' if `\Journaltitle` is specified (see below), but can be overridden.
- ▶ \*`\Relation:` (dc:relation)  
how this PDF or resource relates to other document(s) or resources.
- ▶ `f\Source:` (dc:source)  
specifies a source document from which the PDF is derived.
- ▶ `f\Doi:` (dc:identifier, prism:doi, prism:url)  
Digital Object Identifier (DOI) for the document, without the leading 'doi:'.
- ▶ `f\ISBN:` (dc:identifier)  
the ISBN for the PDF itself, or Book/Monograph of which it is part.
- ▶ `f\URLlink:` (dc:identifier, prism:url)  
gives a URL address for an online copy of the document.

The remaining Dublin Core field (dc:format) is always set to 'application/pdf'.

### 2.3.4. Publication information:

The following macros allow for inclusion of publication related metadata fields, as specified by PRISM [34] to meet publishing requirements.

- ▶ `\Journaltitle:` (prism:issueName)  
The title of the journal in which the document was published.
- ▶ `f\Journalnumber:` (prism:issn)  
The ISSN for the journal/series in which the document was published.
- ▶ `f\Volume:` (prism:volume)  
Journal volume.
- ▶ `f\Issue:` (prism:number)  
Journal issue/number.
- ▶ `f\Firstpage:` (prism:startingPage, prism:pageRange)  
First page number of the published version of the document.
- ▶ `f\Lastpage:` (prism:endingPage, prism:pageRange)  
Last page number of the published version of the document.
- ▶ `\CoverDisplayDate:` (prism:coverDisplayDate)  
Date on the cover of the journal issue, as a human-readable text string.

- ▶ `f\CoverDate:` (prism:coverDate)  
Date on the cover of the journal issue, in a format suitable for storing in a database field with a 'date' data type; e.g. YYYY-MM, or YYYY-MM-DD.

This is an area which can be expanded, to deal with more kinds of publication and metadata fields. The ExtensionSchema [36] technique is used to add new fields. Examples of this can be found in the template files pdfx.xmp, pdfa.xmp, pdfe.xmp.

### 2.3.5. Backward Compatibility

The following macros are also recognised, for backward compatibility with earlier versions of the package.

- ▶ `*\AuthoritativeDomain:` (pdfx:AuthoritativeDomain)  
specifies extra names (e.g., of companies) associated to the existence of the PDF or resource.
- ▶ `\Creator:` (xmp:CreatorTool)  
synonymous with `\CreatorTool` which is usually handled automatically anyway, but can be over-ridden.
- ▶ `\Org:` synonymous with `\Publisher`.
- ▶ `\WebStatement:` synonymous with `\CopyrightURL`.

### 2.3.6. more XMP metadata:

- ▶ `*\Advisory:` (xmp:Advisory)  
noteworthy information; e.g., revision data or changes.
- ▶ `f\BaseURL:` (xmp:BaseURL)  
base-URL for relative hyperlinks within the PDF.
- ▶ `*\Identifier:` (xmp:Identifier)  
more advance forms than (dc:identifier); see [2, 18].
- ▶ `\Nickname:` (xmp:Nickname)  
a pseudonym or 'nickname' as a colloquial identifier for the resource.
- ▶ `*\Thumbnails:` (xmp:Thumbnails)  
allows small page images to be associated with each page of the PDF. An appropriate XML-compatible representation is required for such images.

### 2.3.7. PDF standards metadata:

The following metadata fields are generated automatically by the  $\TeX$  engine. Some are dependent on the particular loading options that specify the desired compliance with a PDF standard, and level of conformance. There are no separate user-macros to alter these. The first three dates are usually set to be identical.

- ▶ (xmp:CreateDate) : creation date&time of the PDF.
- ▶ (xmp:MetadataDate) : creation date&time of the Metadata for the PDF.
- ▶ (xmp:ModifyDate) : date&time of latest modifications to the PDF.
- ▶ (xmpMM:DocumentID) : unique identifier for the PDF, based on MD5 sum.
- ▶ (xmpMM:InstanceID) : unique identifier based on creation date&time.
- ▶ (pdf:Producer) :  $\TeX$  engine used; either 'Lua $\TeX$ ', 'Xe $\TeX$ ', 'pdf $\TeX$ '.
- ▶ (pdf:Trapped) : currently always set to 'False'.

- ▶ Introduction
- ▶ Usage
- ▶ Installing
- ▶ Multilingual and Technical Considerations
- ▶ Bibliography
- ▶ References
- ▶ Implementation
- ▶ Index
- ▶ Change History

- ▶ (pdfaid:part) : 1, 2 or 3 for PDF/A-?
- ▶ (pdfaid:conformance) : a, b or u for PDF/A-??
- ▶ (pdfuaid:part) : currently 1 for PDF/UA-1
- ▶ (pdfe:ISO\_PDFFVersion) : currently 1 for PDF/E-1
- ▶ (pdf:Version) : PDF/X-1, PDF/X-2 or PDF/X-3
- ▶ (pdfx:GTS\_PDFXVersion) : e.g., PDF/X-1a:2003 up to PDF/X-3 ; but no year for PDF/X-4 and PDF/X-5 variants
- ▶ (pdfx:GTS\_PDFXConformance) : e.g., PDF/X-1a:2003 up to PDF/X-2
- ▶ (pdfxid:GTS\_PDFXVersion) : e.g., PDF/X-4p:2008 after PDF/X-3
- ▶ (pdfvtid:GTS\_PDFVTVersion) : e.g., PDF/VT-2s for PDF/VT
- ▶ (pdfvtid:GTS\_PDFVTModDate) : same as xmp:ModifyDate

## 2.4. Symbols permitted in metadata

Within the metadata, all printable ASCII characters except `\`, `{`, `}` and `%` represent themselves. Also, all printable Unicode characters from the basic multilingual plane (i.e., up to code point U+FFFF) can be used directly with the UTF-8 encoding. (Please note: encodings other than UTF-8 are not supported in the metadata, except as arguments to ‘parser-macros’; see Section 2.1.7). Consecutive whitespace characters are combined into a single space. Whitespace after a macro such as `\copyright`, `\backslash`, or `\sep` is ignored. Blank lines are not permitted. Moreover, the following markup can be used:

- ▶ `“\ ”`: a literal space (for example after a macro)
- ▶ `\%`: a literal `%`
- ▶ `\{`: a literal `{`
- ▶ `\}`: a literal `}`
- ▶ `\backslash`: a literal backslash `\`
- ▶ `\copyright`: the copyright symbol ©

The macro `\sep` is permitted within `\Author`, `\Keywords`, `\Publisher`, and other macros marked with `*` above. Its purpose is to separate multiple authors, keywords, etc. to appear as separate list items appropriately and consistently in the different ways that such information is represented within the PDF file. The package takes care of this when `\sep` is used. For example, in the XMP metadata, it expands as `</rdf:li><rdf:li>` tagging.

### 2.4.1. PDF Info strings

When `\sep` is not used within its argument, the metadata from `\Title`, `\Author` and `\Keywords` is also included in the PDF `/Info` dictionary. When this is the case, validation for the declared standard will occur only if the corresponding `/Info` item and XMP metadata field convert to exactly the same Unicode string. This cannot happen when `\sep` is used, so the `/Info` items are then not populated.

Unfortunately not all PDF browsers (in particular, older ones and much Apple software) give ready access to the XMP metadata packet. Some authors want to see everything using e.g., the Unix/Linux command: `pdfinfo -enc UTF-8`. In fact there is the `-meta` option to get the complete metadata packet (in UTF-8 encoding). This can give more than what one wants, so use it as follows:

- ▶ Introduction
- ▶ Usage
- ▶ Installing
- ▶ Multilingual and Technical Considerations
- ▶ Bibliography
- ▶ References
- ▶ Implementation
- ▶ Index
- ▶ Change History

```
pdftinfo -meta <filename>.pdf | grep 'dc:'
```

to extract just the Dublin Core metadata fields.

Another possibility is to *not* use `\sep` with multiple authors and/or keywords. Instead replace it with simply `,` `'`. We do not recommend doing this, as more sophisticated metadata tools will see the result as a single value, rather than multiple authors, say. Different language codes cannot be applied when done this way. However, some authors may find this a satisfactory solution that suits their own tools.

## 2.5. Macros permitted in metadata

Other  $\TeX$  macros actually can be used, provided the author is very careful and not ask for too-complicated  $\TeX$  or  $\LaTeX$  expansions into internal commands or non-character primitives; basically just accents, macros for Latin-based special characters, and simple textual replacements, perhaps with a simple parameter. A special macro `\pdfxEnableCommands{...}` is provided to help resolve difficulties that may arise.

Here is an example<sup>4</sup> of the use of `\pdfxEnableCommands`, which occurs with the name of one of our authors (Hàn Thê Thành) due to the doubly-accented letter ê. It is usual to define a macro such as: `\def\thanh{H\`an Th\`{\^e} Thanh}`. In previous versions of the `pdfx` package, use of such a macro within the `.xmpdata` file, in the `Copyright` information say, could result in the accent macros expanding into internal primitives, such as

```
H\unhbox \voidb@x \bgroup \let \unhbox \voidb@x \setbox \@tempboxa ...
```

going on for many lines. This clearly has no place within the XMP metadata. To get around this, one could try using simplified macro definitions

```
\pdfxEnableCommands{
  \def\`#1{#1^^cc^80}\def\^#1{#1^^cc^81}\def\^^#1{#1^^cc^82}}
```

where the `^^cc^80`, `^^cc^81`, `^^cc^82` cause  $\TeX$  to generate the correct UTF-8 bytes for ‘combining accent’ characters.

This works fine for metadata fields that appear just in the XMP packet. However, it is not sufficient for the PDF `/Author` key, which must exactly match with the `dc:creator` metadata element. What is needed instead is

```
\pdfxEnableCommands{
  \def\thanh{H^^c3^^a0n Th\eee Thanh}\def\eee{^^c3^^aa^^cc^^81 }}
```

or the above with ‘à’ typed directly as UTF-8 instead of `^^c3^^a0` and ‘ê’ in UTF-8 for `^^c3^^aa`. The reason for this is due to the `\pdfstringdef` command, which constructs the accented latin letters as single combined characters à and ê, without resorting to combining accents, wherever possible. If the Metadata does not have the same, irrespective of Unicode normalisation, then validation fails.

With version (1.5.6) of the `pdfx` package, such difficulties have been overcome, at least for characters used in Western European, Latin-based languages. The input encoding used when reading the `.xmpdata` file now includes interpretations of  $\TeX$ ’s usual accent commands to produce the required UTF-8 byte sequences.

Since version (1.5.8) this input encoding was extended to include macro definitions covering  $\LaTeX$ ’s internal character representation of other alphabets (e.g., extended Latin, Cyrillic, Greek, etc.). However this can become memory intensive, requiring a large number of macro

<sup>4</sup>Other use cases are discussed with regard to Figures 12 and 16.

definitions, most of which will never be used. So loading options are provided, enabling a document author to choose only those that may be relevant. Currently these are as in Section 2.1.7.

A significant portion of the Unicode Basic Plane characters can be covered this way. Modules could even be provided for CJK character sets and mathematical symbols, etc. However, as this can become memory intensive, significant testing will be required before these become a standard part of the pdfx package.

## 2.6. Color profiles

Most standards compliant PDF documents require a *color profile* to be embedded within the file. In a nutshell, such a profile determines precisely how the colors used in the document will be rendered when printed to a physical medium. This can be used to ensure that the document will look exactly the same, even when it is printed on different printers, with different paper types, etc. The inclusion of a color profile is necessary to make the document completely self-contained.

Since most  $\TeX$  users are not graphics professionals and are not particularly picky about colors, the pdfx package includes default profiles that will be included when nothing else is specified. Therefore, the average user doesn't have to do anything special about color.

For users who have a specific color profile they wish to use, it is possible to do so by including a `\setRGBcolorprofile` or `\setCMYKcolorprofile` command in the `.xmpdata` file. Note that PDF/A and PDF/E require a profile of type 'mnr't' (monitor) which is usually an RGB color profile, while PDF/X and PDF/VT require type 'prtr' (printer) which is usually a CMYK color profile; but valid documents can be created with the correct type designed for the other color space. Use the following commands to specify an RGB or CMYK color profile, respectively:

---

```
\setRGBcolorprofile{<filename>}{<identifier>}{<info string>}{<registry URL>}
\setCMYKcolorprofile{<filename>}{<output intent>}{<identifier>}{<registry URL>}
```

---

Within the arguments of these macros, the characters `<`, `>`, `&`, `^`, `_`, `#`, `$`, and `~` can be used as themselves, but `%` must be escaped as `\%`.

From version (1.6) the default RGB and CMYK color profiles are now supplied using the `colorprofiles` package by Norbert Preining and Ross Moore [33]. Earlier versions of pdfx.sty set the defaults via:

---

```
\setRGBcolorprofile{sRGB_IEC61966-2-1_black_scaled.icc}
    {sRGB_IEC61966-2-1_black_scaled}
    {sRGB IEC61966 v2.1 with black scaling}
    {http://www.color.org}

\setCMYKcolorprofile{coated_FOGRA39L_arg1.icc}
    {Coated FOGRA39}
    {FOGRA39 (ISO Coated v2 300% (ECI))}
    {http://www.aryllcms.com/}
```

---

These can still be used if the files from earlier version are available on your  $\TeX$  system, but they will need to be requested, as above. Other color profile files may be obtained from the International Color Consortium. Please take a look at <http://www.color.org/iccprofile.xalter>.

Alternatively, color profiles are shipped with many Adobe software applications; these are then available for use also with non-Adobe software. Now the pdfx package includes coding to streamline inclusion of these profiles in PDF documents, or to specify them as 'external' profiles, with PDF/X-4p and PDF/X-5pg variants. Two files `AdobeColorProfiles.tex` and `AdobeExternalProfiles.tex` are distributed with the pdfx package. The latter is for use with

- ▶ Introduction
- ▶ Usage
- ▶ Installing
- ▶ Multilingual and Technical Considerations
- ▶ Bibliography
- ▶ References
- ▶ Implementation
- ▶ Index
- ▶ Change History

PDF/X-4p and PDF/X-5pg, which do not require color profiles to be embedded, while the former can be used with other PDF/X variants. Both define commands to use Color Profiles as follows.

---

<code>\FOGRAXXXIX</code>	Coated FOGRA39 (ISO 12647-2:2004)
<code>\SWOPCGATSI</code>	U.S. Web Coated (SWOP) v2
<code>\JapanColorMMI Coated</code>	Japan Color 2001 Coated
<code>\JapanColorMMI Uncoated</code>	Japan Color 2001 Uncoated
<code>\JapanColorMMI Newspaper</code>	Japan Color 2002 Newspaper
<code>\JapanWebCoated Ad</code>	Japan Web Coated (Ad)
<code>\CoatedGRACoL</code>	Coated GRACoL 2006 (ISO 12647-2:2004)
<code>\SNAPCGATSII</code>	CGATS TR 002
<code>\SWOPCGATSIII</code>	CGATS TR 003
<code>\SWOPCGATSV</code>	CGATS TR 005
<code>\ISOWebCoated</code>	Web Coated FOGRA28 (ISO 12647-2:2004)
<code>\ISO Coated ECI</code>	ISO Coated v2 (ECI)
<code>\CoatedFOGRA</code>	Coated FOGRA27 (ISO 12647-2:2004)
<code>\WebCoatedFOGRA</code>	Web Coated FOGRA28 (ISO 12647-2:2004)
<code>\UncoatedFOGRA</code>	Uncoated FOGRA29 (ISO 12647-2:2004)
<code>\IFRAXXVI</code>	ISOnewspaper26v4 ISO/DIS 12647-3:2004
<code>\IFRAXXX</code>	ISOnewspaper30v4 ISO/DIS 12647-3:2004

---

As of the time of first compiling this list, only the first six of these result in PDFs which can validate with external profiles (i.e., for PDF/X-4p and PDF/X-5pg) using the then-current versions of Adobe Acrobat Pro software. It is unclear whether the others (incl. `\IFRAXXVI` and `\IFRAXXX`) failed due to incorrect data or problems in the validation software. Since then, with updates to Acrobat Pro, almost all the others have been verified to work, except `\IFRAXXX` which seems no longer available. Thus these commands come with a ‘use at own risk’ clause.

For ‘external’ profiles, there is a command `\setEXTERNALprofile`, taking 9 arguments, that must be used. Consult `AdobeExternalProfiles.tex` for examples of its use.

All but the last of the macros listed above can also be used for valid embedded profiles, providing the corresponding files can be found. The following macros are used to set the (absolute or relative) path, on the local operating system, to the location of color profile files.

---

```
\pdfxSetRGBcolorProfileDir{{path to RGB color profiles}}
\pdfxSetCMYKcolorProfileDir{{path to CMYK profiles}}
```

---

On a Macintosh, there are various places where the color profiles may be found. One can use either a macro `\MacOSColorDir` which expands into the path for system-provided profiles:

---

```
/System/Library/ColorSync/Profiles/
```

---

or the macro `\MacOSLibraryColorDir` expanding to:

---

```
/Library/ColorSync/Profiles/
```

---

or `\AdobeMacOSDir` which expands into the path:

---

```
/Library/Application Support/Adobe/Color/Profiles/Recommended/
```

---

Under Windows an available macro is `\WindowsColorDir` which expands to:

- ▶ Introduction
- ▶ Usage
- ▶ Installing
- ▶ Multilingual and Technical Considerations
- ▶ Bibliography
- ▶ References
- ▶ Implementation
- ▶ Index
- ▶ Change History

```
C:\Windows\System32\Spool\Drivers\Color/
```

being the common location for color profiles. Use these within the .xmpdata file as, e.g.,

```
\pdfxSetCMYKcolorProfileDir{\AdobeMacOSdir}
```

Authors may change the paths to suit their own circumstances, either *before* loading pdfx.sty or within the .xmpdata file.

PDF/A and PDF/E usually need an RGB profile, while PDF/X and PDF/VT require a CMYK profile. It is possible to use a CMYK profile with PDF/A or PDF/E by specifying `\setRGBcolorprofile{...}` in the .xmpdata file. Beware however, that with PDF/A any coloured hyperlink annotations can cause a validation problem, as these are interpreted as RGB colours even when 4 components are given. This may be a bug in validators, as PDF specifies that the number of components should match the color space.

### 2.6.1. ‘Custom’ color spaces

It is also possible to specify ‘Custom’ color spaces, other than RGB or CMYK. Here is an example command `\viiIndigoTAC`, defined as follows:

```
%% Custom profile: 7C Indigo TAC370 (ColorLogic)
\gdef\viiIndigoTAC{\let\CallasMacOSpdfaPilotdir
\setCUSTOMcolorprofile
{7C Indigo_TAC370_ColorLogic.icc}%
{\CallasProfilesdir}%
{7C Indigo TAC370 \string\ColorLogic\string\}% /ProfileName
{http://www.colorlogic.de}% /RegistryName
{7CLR}% number of colors specifier
{02400000}% ICC version
{/Cyan /Magenta /Yellow /Black /Orange /Green /Violet}% colour names
{48110b8b410ee6be015f3932c3167869}% CheckSum
}
```

which uses a profile that accompanies the pdfaPilot software from Callas Software Gmbh [6]. The macro `\CallasMacOSpdfaPilotdir`, defined in the file `CallasColorProfiles.tex`, specifies the directory where this Custom profile is located, when installed under MacOS. One needs to `\input CallasColorProfiles.tex` *before* loading the pdfx package. Macros for other directories are also defined in this file.

### 2.7. Notes on the internal representation of metadata

Within the PDF file, metadata is deposited in two places: some data goes into the native PDF /Info dictionary, and some data goes into an XMP packet stored separately within the file. XMP is Adobe’s Extensible Metadata Platform [2, 18], and is an XML-based format. See [Adobe XMP Development Center](#) for more exhaustive information about XMP. An XMP Toolkit SDK which supports the GNU/Linux, Macintosh and Windows operating systems is also available under modified BSD licence.

Some of the metadata, such as the author, title, and keywords, can be stored *both* in the XMP packet and in the /Info dictionary. For the resulting file to be standards-compliant, the two copies of the data must be identical. This is taken care of automatically by the pdfx package, except when `\sep` is used to handle multiple entries, as discussed above in §2.4.1. In such cases the string is not included within the /Info dictionary. Note that this is in accordance with the PDF 2.0 specification [26], which deprecates use of the /Info dictionary for such metadata.

In principle, users can resort to alternate ways to create an XMP file for inclusion in PDF. In this case, one should create a customised template file `pdfa.xmp` or `pdfx.xmp` or `pdfe.xmp` (etc., depending on the PDF flavor) containing the pre-defined data. This can be done by modifying the ones supplied with the `pdfx` package. However, this is an error-prone process and is *not* recommended for most users. If there is a particular field of metadata that you need and that is not currently supported, please contact the package authors.

`pdfx` makes use of the `xmpincl` package to include XMP data into the PDF. The documentation of `xmpincl` package may help interested users to understand the process of XMP data inclusion.

## 2.8. Tutorials and technical notes

A tutorial with step-by-step instructions for generating PDF/A files can be found at: <http://www.mathstat.dal.ca/~selinger/pdfa/>.

Some technical notes about production problems the authors have encountered while generating PDF/A compliant documents are available here: [http://support.river-valley.com/wiki/index.php?title=Generating\\_PDF/A\\_compliant\\_PDFs\\_from\\_pdfx](http://support.river-valley.com/wiki/index.php?title=Generating_PDF/A_compliant_PDFs_from_pdfx). Be aware that this is based on use of an earlier version of the `pdfx` package, so some of the advice may have been superseded.

## 3. Installing

The `pdfx.dtx` package is available on CTAN as usual, via <http://ctan.org/pkg/pdfx>. It is also included in  $\text{T}_{\text{E}}\text{X}$  distributions such as Mac $\text{T}_{\text{E}}\text{X}$ ,  $\text{T}_{\text{E}}\text{X}$  Live and MiK $\text{T}_{\text{E}}\text{X}$ . Thus most users will not need to handle installation at all.

For those wishing to do a manual installation, here are some notes. The file `pdfx.dtx` is a composite document of program code and documentation in  $\text{L}_{\text{A}}\text{T}_{\text{E}}\text{X}$  format, in the tradition of *literate programming*. After having installed the package, to get the documentation that you are reading now, run (PDF) $\text{L}_{\text{A}}\text{T}_{\text{E}}\text{X}$  on the file `pdfx.dtx`. The resulting PDF should be valid as PDF/A-2u. Or better, use the included `Makefile`, which will also regenerate the index.

To install the package, first extract the program code; i.e., the file `pdfx.sty`, by running  $\text{L}_{\text{A}}\text{T}_{\text{E}}\text{X}$  or  $\text{T}_{\text{E}}\text{X}$  on the file `pdfx.ins`. Create a directory named `pdfx` under  $\$TEXMF/tex/latex$  and copy the files `pdfx.sty`, `8bit.def`, `glyphtounicode-cmr.tex`, `glyphtounicode-ntx.tex` as well as the other `*.tex`, `18u*-penc.def` and `*.xmp` files, into it. Then update  $\text{T}_{\text{E}}\text{X}$ 's file database using the appropriate command for your distribution and operating system (such as `texhash` or `mktextlsr`, or similar).

### 3.1. Limitations and dependencies

The `pdfx.sty` package works with pdf $\text{T}_{\text{E}}\text{X}$  and also Lua $\text{T}_{\text{E}}\text{X}$  and Xe $\text{T}_{\text{E}}\text{X}$  with some minor limitations. It further depends on the following other packages.

1. `xmpincl` for insertion of metadata into PDF.
2. `inputenc` to establish input-encoding infrastructure — see Section 4.2.
3. `hyperref` for ensuring data is correctly encoded when being written into the PDF file, and supporting features such as hyperlinking, bookmarks, etc.
4. `xcolor` for ensuring consistent use of the color model appropriate the PDF variant, within text and hyperlinks (when allowed).
5. `glyphtounicode.tex` (not Xe $\text{L}_{\text{A}}\text{T}_{\text{E}}\text{X}$ ) maps glyph names to corresponding Unicode code-points.
6. `ifluatex` allowing coding specific to Lua $\text{L}_{\text{A}}\text{T}_{\text{E}}\text{X}$ .



7. `ifxetex` allowing coding specific to Xe $\TeX$ .
8. `luatex85` or `pdftexcmds` (Lua $\TeX$  only) for access to primitive commands using pdf $\TeX$  macro names.
9. `stringenc` used to help generate proper bookmarks with transliterated input; e.g., with `\textLGR` or `\textARM` — see Section 4.1.4.

Other files and packages are loaded as sub-packages or as configuration files for these. Since some of these packages may be loaded by existing documents we provide here advice on how to deal with potential loading and option conflicts.

Firstly, it is best if `pdfx` is the first package loaded; e.g., directly after the `\documentclass` line. This is not a strict requirement, but it is worthwhile to deal with the metadata at the top of your  $\TeX$  source, allowing correct options to be loaded to cope with validation aspects.

Secondly, replace `\usepackage[<options>]{hyperref}` with `\hypersetup{<options>}`. This deals with most loading issues with the `hyperref` package. Note that PDF/X is a format intended for printing. It forbids inclusion of hyperlinks and other actions, including via bookmarks. To produce a validating PDF/X document, `pdfx` overrides internal macros while keeping colors associated with link anchors. To inhibit these colors also, you could specify options as follows.

```
\hypersetup{colorlinks,allcolors=black}
```

Furthermore, options to set metadata components (such as `pdfauthor`, `pdftitle`, `pdfsubject`, `pdfkeywords`, etc.) are disabled, since `pdfx` has already taken care of this information.

Thirdly, conflicts with other packages may be dealt with by simply changing `\usepackage` to `\RequirePackage` within the document's preamble. But this may not be possible when the `\usepackage` or `\RequirePackage` command occurs within another package, or with a specific set of options, thereby causing processing to stop. Few packages have a command analogous to `\hypersetup`. Instead `\PassOptionsToPackage{<options>}{<package>}` can help. For `<options>` specify the ones associated with the loading yet to come. This can give a smooth processing run, but you'll need to check whether the results from those options have actually taken effect. Some examples of this can be seen later, in Figures 2 and 8.

### 3.1.1. Limitations using Xe $\TeX$

To process a file using Xe $\TeX$ , to produce a document that can validate to a particular PDF standard, one need to use a command to run the  $\TeX$  engine, as follows.

```
xelatex -shell-escape -output-driver="xdvipdfmx -z 0" <filename>.tex
```

The `-shell-escape` option allows a command-line task to be run, which writes the creation-date & time of the running job into a small file on disk. This data, written in a specific format, is then read by the job for inclusion into several metadata fields. This emulates the result of pdf $\TeX$ 's `\pdfcreationdate` primitive. As there are security implications in allowing arbitrary commands to be run, this need for `-shell-escape` must be viewed as imposing a limitation on the work-flows in which this can be safely used.

The `-output-driver="xdvipdfmx -z 0"` suppresses compression, which is not allowed for the XMP metadata packet. Without this, the resulting PDF may fail to pass validation tests.

Xe $\TeX$  is designed for processing UTF-8 input only. When presented with  $\TeX$  source using a legacy encoding, such as `latin2` or `koi8-r`, the input is accepted and a PDF produced. Yet there will be garbage characters corresponding to each character entered from the upper range (128–255). This is evident in the PDF content and bookmarks; yet `pdfx` produces the correct XMP metadata packet. So while the techniques explained later in Section 4.1 are valid, the PDF itself does not contain correct content.

Not all fonts, in particular Open-Type fonts (OTF), naturally come with mappings of the glyphs to Unicode code points. This is a requirement with PDF/A, PDF/E and PDF/UA standards. Use of such fonts can result in validation errors, such as:

- ▶ CIDset in subset font is incomplete (font contains glyphs that are not listed).
- ▶ Type 2 CID font: CIDToGID map is invalid or missing.

If one has access to Adobe's Acrobat Pro software, then its Preflight utility can rewrite the uncompressed output from Xe $\TeX$  into a valid PDF standard, using compression of the contents but not of the XMP packet. Similarly Preflight can sometimes fix the missing font information.

### 3.1.2. Limitations using Lua $\TeX$

Lua $\TeX$  can handle the OTF font issues mentioned for Xe $\TeX$ , so can produce valid PDF/A documents where Xe $\TeX$  fails. However, since Lua $\TeX$  expects all input source to be UTF8-encoded, it cannot work at all with documents using older legacy encodings. Instead one gets error messages such as:

```
! String contains an invalid utf-8 sequence.
1.5 \Copyright{\textLII{UWAGA dla recenzent
                                     iżew/tÂiumaczy}}
?
```

from a document using latin2 encoded characters. Thus most of Section 4.1 is just not applicable for Lua $\TeX$ , whereas it is for pdf $\TeX$ . This is essentially the same problem as described above for Xe $\TeX$ , but here Lua $\TeX$  advises that there are problems as soon as it encounters an invalid (for UTF-8) character. Some would regard this as better than having the job run to completion, only to later discover garbage content within the PDF.

## 3.2. Files included

The following files are included in the package. Some can be created from pdfx.dtx, using the Makefile.

### 3.2.1. Package files

- ▶ pdfx.sty — main package file generated from pdfx.dtx.
- ▶ pdfa.xmp — specimen xmp template for PDF/A.
- ▶ pdfe.xmp — specimen xmp template for PDF/E.
- ▶ pdfvt.xmp — specimen xmp template for PDF/VT.
- ▶ pdfx.xmp — specimen xmp template for PDF/X.
- ▶ 8bit.def — custom input encoding.
- ▶ 18u-penc.def — input encoding macro declarations.
- ▶ 18uarb-penc.def — input macro declarations for Arabic.
- ▶ 18uarm-penc.def — input macro declarations for Armenian.
- ▶ armglyphs.dfu — Unicode mapping for Armenian letters.
- ▶ 18ucyr-penc.def — input macro declarations for Cyrillic alphabet.
- ▶ 18udev-penc.def — input macro declarations for Devanagari.
- ▶ 18ugrk-penc.def — input macro declarations for Greek alphabet.

- ▶ Introduction
- ▶ Usage
- ▶ Installing
- ▶ Multilingual and Technical Considerations
- ▶ Bibliography
- ▶ References
- ▶ Implementation
- ▶ Index
- ▶ Change History

- ▶ `l8uheb-penc.def` — input macro declarations for Hebrew alphabet.
- ▶ `l8ulat-penc.def` — input macro declarations for Latin 1–9 encodings.
- ▶ `l8umath-penc.def` — input macro declarations for mathematical symbols.
- ▶ `glyphtounicode-cmr.tex`, `glyphtounicode-ntx.tex` — maps glyph names to corresponding Unicode for Computer Modern and other  $\TeX$ -specific fonts.
- ▶ `AdobeColorProfiles.tex` — macros for inclusion of Adobe-supplied color profiles.
- ▶ `AdobeExternalProfiles.tex` — macros for use of external color profiles.
- ▶ `CallasColorProfiles.tex` — macros for profiles included with Callas pdfaPilot software.

### 3.2.2. Documentation & Examples

- ▶ `README` — usual top-level information.
- ▶ `manifest.txt` — file list.
- ▶ `pdfx.pdf` — package documentation.
- ▶ `sample.tex`, `sample.xmpdata` — a sample file with sample metadata.
- ▶ `small2e-pdfx.tex` — sample file with included metadata.

### 3.2.3. Sources

- ▶ `src/pdfx.dtx` — composite package and documentation.
- ▶ `src/pdfx.ins` — installer batch file.
- ▶ `src/pdfx.xmpdata` — metadata for the documentation.
- ▶ `src/rvdtx.sty` — used by `pdfx.dtx`.
- ▶ `src/Makefile` — a Makefile for building the documentation.
- ▶ `src/MANIFEST` — list of files in this directory.
- ▶ `src/text89.def` — used with Figure 13 in the documentation.
- ▶ `src/{arm-start,koi8-example,koi8-example2,latin2-example}.tex` — used in the documentation with figures showing example coding.
- ▶ `src/{TL-POL-meta,TL-RU-LICRs,TL-RU-metadata,TL-RU-toc,Armenian-example-UTF8,armtex-meta,usage-meta,math-assign5}.png` — screenshot images showing multilingual and other metadata.

## 3.3. Miscellaneous information

The package is released under the  $\TeX$  Project Public Licence. Bug reports, suggestions, feature requests, etc., may be sent to the original authors at [cvr@river-valley.org](mailto:cvr@river-valley.org) and/or [thanh@river-valley.org](mailto:thanh@river-valley.org), or to the more recent contributors at [ross.moore@mq.edu.au](mailto:ross.moore@mq.edu.au) and/or [selinger@mathstat.dal.ca](mailto:selinger@mathstat.dal.ca).

## 4. Multilingual and Technical Considerations

$\TeX$  and  $\LaTeX$  have an on-going practice of including metadata within the source files and package documentation. Usually this is done as comments at the beginning of the file; such as the following from the English language version of the 2015  $\TeX$  Live documentation<sup>5</sup>.

<sup>5</sup>found at `/usr/local/texlive/2016/texmf-dist/doc/texlive/texlive-en/`.

- ▶ Introduction
- ▶ Usage
- ▶ Installing
- ▶ Multilingual and Technical Considerations
- ▶ Bibliography
- ▶ References
- ▶ Implementation
- ▶ Index
- ▶ Change History

---

```
$Id: texlive-en.tex 37205 2015-05-05 21:36:33Z karl $
TeX Live documentation. Originally written by Sebastian Rahtz and
Michel Goossens, now maintained by Karl Berry and others.
Public domain.
```

---

This provides information, ideally suited for copyright metadata fields, as in Section 2.3.2, as well as for `\Subject` and `\CoverDate` from Section 2.3.4.

Also near the top of the file one finds front-matter content

---

```
\title{%
  {\huge \textit{The \TeX\ Live Guide---2015}}
}
\author{Karl Berry, editor \ll[3mm]
  \url{http://tug.org/texlive/}
}
\date{May 2015}
```

---

which supplies metadata information for the commands `\Title`, `\Author`, `\CoverDisplayDate` also from Section 2.3.4, and `\CopyrightURL`.

Most of the hundreds of thousands, if not millions of documents prepared using TeX,  $\TeX$  and other TeX-based formats, include similar metadata information, much of which currently does not accompany the resulting PDF. It is becoming increasingly common, if not yet a legal requirement, for PDFs to satisfy a standard that requires inclusion of metadata. This is especially so for government agencies and institutions receiving government funding, in several countries around the world.

It is an aim of the pdfx to simplify the process of capturing and including metadata within  $\TeX$ -produced PDFs, from both the author's view and that of archivists. The extra features introduced with version 1.5.8 take a large step in that direction. This includes the ability, described in the next subsection, to reliably include data presented in different text encodings, rather than being restricted to UTF-8 only. It is a role of the software to make the conversion, rather than rely on some 3rd party for a translation.

#### 4.1. Multilingual Metadata

A cursory search of the documentation (`.../texmf-dist/doc`) subtree of the forthcoming TeX Live 2016 release reveals more than 730 different `.tex` or `.dtx` document sources which specify an input encoding, via the `\usepackage[...]{inputenc}` command. Roughly 380 (a bit more than half) declare UTF-8 as the input encoding. Of the remainder there are  $\approx 20$  other encodings specified, covering a range of languages for at least part of their content. At some point in time, these documents may be required to have accurate accompanying metadata, as part of conformance to a designated PDF (or other) standard. There are libraries and archives that already must meet such standards.

We have shown above, in Section 2.2, how the `.xmpdata` file can be inserted into the document source, which then ensures that metadata is reliably transferred along with the source itself. This seems a good strategy, but are there any problems with it, especially in a multilingual context?

Modern editing software can require an encoding to be associated with each file. This is what allows the correct characters to be shown, from what is otherwise just a sequence of 8-bit bytes. The flip-side is that arbitrary editing is not permitted. Add some UTF-8 data into a file that is encoded as Latin-2 then try to save it. You may be asked to specify a new encoding, or the application may even crash out entirely. Maybe this happens *accidentally*. It is not hard for a curly quote (') or endash (–) to be included; many editors have settings which can do this with normal ascii input. Turn *off* such settings.

- ▶ Introduction
- ▶ Usage
- ▶ Installing
- ▶ Multilingual and Technical Considerations
- ▶ Bibliography
- ▶ References
- ▶ Implementation
- ▶ Index
- ▶ Change History

The approach that we advocate is that when editing to add metadata, best is to:

1. use the *same encoding* as is specified for the file itself, if known (as is usually the case);
2. even if 1. is not possible, use Copy/Paste *within* the document source (e.g., for authors' names, addresses, affiliations, etc.) and from comments, as in Section 4 above;
3. avoid typing new characters, especially quotes and dashes, and be extra careful with back-spacing to preserve the real meaning of copied content.

Even if the original encoding is not known, use of Copy/Paste from other parts of the document is normally not going to change its encoding. This should not cause the file to become invalid due to mixed content. In some situations it may be necessary to use an ASCII-only representation, such as  $\text{\TeX}$ 's LICR<sup>6</sup> macros [27, § 7.11].

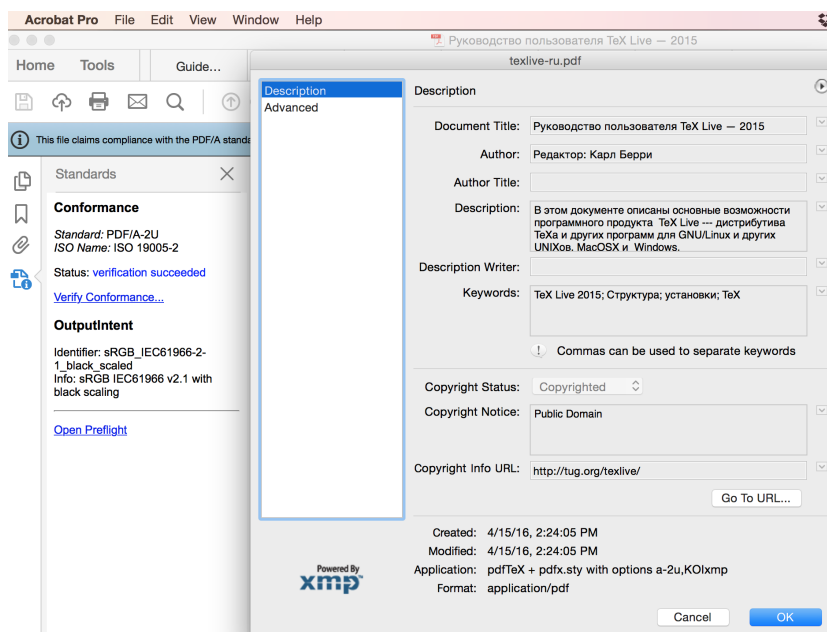


Figure 1: Metadata generated from the coding shown in Figure 2, viewed using Acrobat Pro's 'Additional Metadata ...' panel.

### 4.1.1. Metadata with Cyrillics

Here is a 'real-world' example, with Figure 1 showing the metadata as could be produced for the Russian language version of the  $\text{\TeX}$  Live documentation, from coding as shown in Figure 2. The source file itself is actually encoded for KOI8-R, as indicated by the presence of the code line `\usepackage[koi8-r]{inputenc}`, but is deliberately shown here encoded as T1 [27, p. 449]. This difference is immaterial for checking the validity of the metadata. For example, the stream of upper (accents, etc.) characters within `\Title{\textKOI{ ... }}` is the same as within `\title{... \textit{ ... }}`. Similarly for `\Author{\textKOI{ ... }}` and `\author{...}`, and `\CoverDate` and `\date`. Strings for the `\Subject` and `\Keywords` are taken from the first actual paragraph in the document, and from early subsection titles.

It is the 'parser' command/macro `\textKOI{ ... }` that indicates that the upper range characters (having byte codes 128–255) are to be treated as KOI8-R characters, rather than as part of UTF-8 byte sequences. It works by examining each byte in sequence, and returning the

<sup>6</sup>LICR:  $\text{\TeX}$  Internal Character Representation; or think 'I = Interchange'.

- ▶ Introduction
- ▶ Usage
- ▶ Installing
- ▶ Multilingual and Technical Considerations
- ▶ Bibliography
- ▶ References
- ▶ Implementation
- ▶ Index
- ▶ Change History

```

% $Id: texlive-ru.tex 34060 2014-05-16 19:52:41Z boris $
%
%\def\Status{1}
\providecommand{\pdfxopts}{a-2u,KOIxmp}
\providecommand{\thisyear}{2015}
%\immediate\write18{rm \jobname.xmpdata}% uncommnt for Unix-based systems
\begin{filecontents*}{\jobname.xmpdata}
\Title{\textKOI{òðĚĪĒĪÁÓÔĒĪ ðĪĪØŪĪĒÁÓĀĪÑ} TeX Live \textemdash \thisyear}
\Author{\textKOI{əĀĀĀĒĒŌĪŌ: ěĀŌĪ áĀŌŌĒ}}
\Subject{\textKOI{æ ŪŌĪĪ ĀĪĒŌĪĀĪŌĀ ĪĒĒŌĀĪŪ ĪŌĪĪĒĪŪĀ ĄĪŪĪĪŌĪĪŌŌĒ ĎŌĪĈŌĀĪĪĪĪĈĪ ĎŌĪĀŌĒŌĀ }
TeX Live \textKOI{--- ĀĒŌŌĒĒĀŌŌĒĒĒ }TeX\textKOI{Ā Ē ĀŌŌĈĒĒ ĎŌĪĈŌĀĪĪ ĀĪÑ} GNU/Linux
\textKOI{Ē ĀŌŌĈĒĒ }UNIX\textKOI{ĪĒ}, MacOSX\textKOI{ Ē Windows.}}
\Keywords{TeX Live \thisyear\sep \textKOI{óŌŌŌĒŌŌŌĀ}\sep \textKOI{ŌŌŌĀĪĪĒĒĒ}\sep \TeX}
\CoverDisplayDate{\textKOI{íĀĒ} \thisyear}
\CoverDate{2015-05-06}
\Copyrighted{False}
\Copyright{Public Domain}
\CopyrightURL{http://tug.org/texlive/}
\Creator{pdfTeX + pdfx.sty with options \pdfxopts }
\end{filecontents*}
\documentclass{article}
\usepackage[\pdfxopts]{pdfx}[2016/03/09]
\PassOptionsToPackage{obeyspaces}{url}
\let\tldocrussian=1 % for live4ht.cfg
\usepackage{cmap}
\usepackage{tex-live}
\usepackage[koi8-r]{inputenc}
\usepackage[russian]{babel}
...
\begin{document}
\title{%
{\huge \textit{òðĚĪĒĪÁÓÔĒĪ ðĪĪØŪĪĒÁÓĀĪÑ \protect\TL{} "--- \thisyear}}%
}
\author{əĀĀĀĒĒŌĪŌ: ěĀŌĪ áĀŌŌĒ\[\3mm]
\url{http://tug.org/texlive/}}
\date{íĀĒ \thisyear}

```

Figure 2: Example of cyrillics in metadata, shown as if T1-encoded. See Figure 1 for the actual result.

appropriate UTF-8 2-byte sequence for the required cyrillic character. This happens during the processing of data from `\jobname.xmpdata` for fleshing-out the XMP metadata packet to be included within the final PDF/A document.

The ‘parser’ macros defined for various encodings, are given in Figure 3. In Section 2.1.7 the package options are given for loading the appropriate support for desired languages or alphabets. Support for other encodings can be added, if there proves to be a need.

With encoded characters marked in this way with a ‘parser’ macro, it is actually possible to mix UTF-8 metadata with other bytes; provided, of course, you have an editor that allows such a file to be created and saved. On the other hand, if you are unhappy with mixing content having different encodings, then there is another way, based upon  $\LaTeX$ ’s LICR macros [27, §7.11] for representing accented and non-latin characters. These are normally hidden away (‘I = Internal’) but in fact can be seen within auxiliary files, such as `.aux` and `.toc`, `.lof` and `.lot`. This is how  $\LaTeX$  stores the knowledge of such characters for use in a part of the document processing which may not have the same encoding as the document as a whole, or

- ▶ Introduction
- ▶ Usage
- ▶ Installing
- ▶ Multilingual and Technical Considerations
- ▶ Bibliography
- ▶ References
- ▶ Implementation
- ▶ Index
- ▶ Change History

macro	encodings	bytes 128–255 with languages
<code>\textLAT</code>	Latin-1	Western European
<code>\textLII</code>	Latin-2	Middle European
<code>\textLIII</code>	Latin-3	South European
<code>\textLIV</code>	Latin-4	North European
<code>\textLTV</code>	Latin-5	Turkish
<code>\textLVI</code>	Latin-6	Nordic
<code>\textLVII</code>	Latin-7	Baltic Rim
<code>\textLIIIX</code>	Latin-8	Celtic
<code>\textLIX</code>	Latin-9	Western European, incl. €
<code>\textKOI</code>	KOI8-R, KOI8-RU	cyrillic alphabets
<code>\textLGR</code>	LGR, ISO-8859-7	Greek & Polytonic Greek
<code>\textARM</code>	Arm $\TeX$ , ArmSCII8	Armenian
<code>\textHEB</code>	HE8, ISO-8859-8, CP1255	Hebrew
<code>\textHEBO</code>	CP862	Hebrew
<code>\(...\)</code>	parses simple mathematical expressions	

Figure 3: Parser macros, defined for specific types of input.

may require characters generated using several different encodings. Thus LICRs allow for a reliable representation passed to a different context; think ‘I = Interchange’.

Figure 4 shows how to see this. The document source in the lower portion clearly shows the cyrillic input, whereas the `.log` messages in a command-line window above reveal the LICR representation. A command `\showLICRs` is available with `pdfx.sty` version 1.5.8, specifically to allow this. Now the LICR representation can be copied directly from the `.log` file, modulo slight difficulties due to the way long lines are broken. As this representation is entirely with ASCII characters, it should not cause any conflict with any UTF-8 metadata that you want within the same file. The `.xmpdata` file might now look as in Figure 5. Although very verbose, this should be resistant to any corruption due to character encodings, and produces the same result within the PDF, as in Figure 1.

Alternatively one can exploit the `.toc` file, using  $\TeX$ ’s command `\addtocontents`, as shown in Figure 6. After processing the file, you can copy the LICR representations out of the `.toc` file, taking care to remove anything of a non-character nature (e.g., implementing the size and spacing of the letters in  $\TeX$ ).

Of course once you have harvested the metadata in this format, remove or comment-out those extra `\showLICRs` to get uninterrupted processing. Similarly comment-out the extra `\addtocontents` lines, else the real Table-of-Contents will become corrupted with unwanted entries. A couple more  $\TeX$  processing runs should restore the PDF to the way you want it.

#### 4.1.2. Metadata with Polish

The next example has upper-range bytes intended to represent Latin-2 encoded characters, as used in Polish. With the  $\TeX$  source starting as in Figure 8, the resulting metadata is shown in Figure 7.

Here the ‘parser macro’ is `\textLII`, which can be seen in Figure 8 to surround either complete metadata entries, or just those parts containing polish accented (or other) characters in entries that also contain english words. The macro `\textLF` provides a line-feed character for the UTF-8 output.

As a technical note, the `\jobname.xmpdata` file is read with `\obeyspaces` in effect. This causes space runs in the input to be replaced by a single ‘active space’ character, which ulti-

- ▶ Introduction
- ▶ Usage
- ▶ Installing
- ▶ Multilingual and Technical Considerations
- ▶ Bibliography
- ▶ References
- ▶ Implementation
- ▶ Index
- ▶ Change History

```
(/usr/local/texlive/2014/texmf-dist/tex/latex/oberdiek/grfext.sty)
(/usr/local/texlive/2014/texmf-dist/tex/latex/latexconfig/epstopdf-sys.cfg)
> \LICRs=macro:
->\IeC {\CYRR } \IeC {\cyru } \IeC {\cyrk } \IeC {\cyro } \IeC {\cyrv } \IeC {\cyro }
\IeC {\cyrd } \IeC {\cyrs } \IeC {\cyrt } \IeC {\cyrv } \IeC {\cyro } \IeC {\cyrp }
\IeC {\cyro } \IeC {\cyrI } \IeC {\cyrstfn } \IeC {\cyrz } \IeC {\cyro } \IeC {\cyr
rv } \IeC {\cyra } \IeC {\cyrT } \IeC {\cyre } \IeC {\cyrI } \IeC {\cyrya } \protect
\TL {} "---- 2015.
\showLICRs ...otect \edef \LICRs {#1}\show \LICRs
1.45 ...???? ???????????? \protect\TL{} "---- 2015}
? █
43 \begin{document}
44
45 \showLICRs(Руководство пользователя \protect\TL{} "---- 2015)
46 \title{%
47 {\huge \textit{Руководство пользователя \protect\TL{} "---- 2015}}%
48 }
49
50 \author{Редактор: Карл Берри\3mm}
51 \url{http://tug.org/texlive/}
```

Figure 4: How to see LICRs in the .log window.

mately expands into a normal space upon output. This is needed to preserve inter-word spaces, which would otherwise get lost during parsing, due to T<sub>E</sub>X’s pattern matching when reading macro arguments. Each byte is examined individually, with normal letters a–zA–Z and most punctuation characters passed through unchanged.

Let’s understand better how this example was created. There are three files involved.

- ▶ pdfx.dtx, the source for this documentation, open in an editor with encoding declared as UTF-8;
- ▶ texlive-pl.tex the Polish documentation for T<sub>E</sub>X Live, open in the same editor with Latin-2 encoding;
- ▶ latin2-example.tex which starts life as an empty file on disk.

This latter file must be opened in the editor, with encoding declared as Latin-2 (ISO-8859-2). Next the preamble is copied from texlive-pl.tex and pasted into latin2-example.tex which is then saved to disk. Further editing is done to latin2-example.tex to add verbatim markers (|. . .|) and adjust line lengths for display within Figure 8. This file’s contents is included as part of the documentation via \input{latin2-example} within an environment that handles presentation aspects, and (since 2018) declares \UseRawInputEncoding.

What *cannot* be done is to paste the preamble content directly into pdfx.dtx. Consider what would then happen, using ‘t<sub>u</sub>maczy’ (‘translators’, on line 10 following ‘UWAGA’). This word shows correctly in the Latin-2 encoded files. It was typeset here using \l for the ‘t’ letter, having Unicode code-point Ux0142 (so UTF-8 byte pair "C5 "82). However, it occurs at slot "B3 within Latin-2 encoding. In the T1 font encoding [27, p. 449] the character glyph name for slot "B3 is /scedilla, which is what shows in Figure 8. When the ‘t’ is pasted directly into a UTF-8 file and shown verbatim, the result is the pair of glyphs "C5 (/Aring) and "82 (/Cacute); viz. tĂĆumaczy.

As with Figure 2 it is not important that the correct characters are shown here, but that the metadata in \jobname.xmpdata corresponds to what is used on the titlepage of the PDF; e.g., the contents of \Title and \title, \Author and \author, etc.

### 4.1.3. Metadata with Greek

Prior to proper support for UTF-8 input, a method for preparing document source for the modern Greek language (and also for polytonic Greek), involved the use of LGR encoded fonts. Such a font has Greek (instead of Latin) letters in the slots for a–zA–Z, see [27, §9.4.2]. Thus



- ▶ Introduction
- ▶ Usage
- ▶ Installing
- ▶ Multilingual and Technical Considerations
- ▶ Bibliography
- ▶ References
- ▶ Implementation
- ▶ Index
- ▶ Change History

```
% $Id: texlive-ru.tex 34060 2014-05-16 19:52:41Z boris $
%
%\def\Status{1}
\providecommand{\pdfxopts}{a-2u,KOIxmp}
\providecommand{\thisyear}{2015}
%\immediate\write18{rm \jobname.xmpdata}% uncommnt for Unix-based systems
\begin{filecontents*}{\jobname.xmpdata}
\Title{\IeC {\CYRR } \IeC {\cyru } \IeC {\cyrk } \IeC {\cyro } \IeC {\cyrv } \IeC {\cyro }
 \IeC {\cyrd } \IeC {\cyrS } \IeC {\cyrt } \IeC {\cyrv } \IeC {\cyro } \IeC {\cyrp } \IeC {\cyro }
 \IeC {\cyr1 } \IeC {\cyrSftsn } \IeC {\cyrz } \IeC {\cyro } \IeC {\cyrv } \IeC {\cyra } \IeC {\cyrt }
 \IeC {\cyre } \IeC {\cyr1 } \IeC {\cyrya } TeX Live \textemdash \thisyear}
\Author{\IeC {\CYRR } \IeC {\cyre } \IeC {\cyrd } \IeC {\cyra } \IeC {\cyrk } \IeC {\cyrt }
 \IeC {\cyro } \IeC {\cyrR } : \IeC {\CYRK } \IeC {\cyra } \IeC {\cyrR } \IeC {\cyr1 }
 \IeC {\CYRB } \IeC {\cyre } \IeC {\cyrR } \IeC {\cyrR } \IeC {\cyri }
\Keywords{TeX Live \thisyear\sep \IeC {\CYRR } \IeC {\cyrt } \IeC {\cyrR } \IeC {\cyru }
 \IeC {\cyrk } \IeC {\cyrt } \IeC {\cyru } \IeC {\cyrR } \IeC {\cyrR } \IeC {\cyra } \IeC {\cyrR }
 \IeC {\cyrS } \IeC {\cyrt } \IeC {\cyra } \IeC {\cyrn } \IeC {\cyro } \IeC {\cyrv } \IeC {\cyrk }
 \IeC {\cyri } \sep \TeX}
\Subject{\IeC {\CYRV } \IeC {\cyrreV } \IeC {\cyrt } \IeC {\cyro } \IeC {\cyrM } \IeC {\cyrd }
 \IeC {\cyro } \IeC {\cyrk } \IeC {\cyru } ...
...
\CoverDisplayDate{\IeC {\CYRM } \IeC {\cyra } \IeC {\cyrishrt } 2015}
\CoverDate{2015-05-06}
\Copyrighted{False}
```

Figure 5: Example of cyrillics in metadata, using LICRs.

ordinary ASCII letters are used to produce the Greek characters; the mapping of ASCII to Greek is referred to as a ‘transliteration’ scheme. It serves as *both* an input encoding, and as a font encoding. Accents and diacritic marks are provided through ligatures built-in to the fonts. Various documents can be found on the web<sup>7</sup> and within  $\TeX$  Live distributions<sup>8</sup>.

Indeed the current maintainer Günther Milde states “The LGR transliteration does not work for PDF metadata”. This is because there is no translation of LGR input into  $\TeX$  LICRs, as happens with say `\usepackage[utf8]{inputenc}` for UTF-8 input, or when upper 8-bit characters are present using `\usepackage[iso-8859-7]{inputenc}`. With these, LICRs such as `\textAlpha`, `\textOmicron`, ..., `\textomega` are produced, which result in the correct characters for metadata and bookmarks, perhaps employing Unicode ‘combining’ characters for accented letters. Using pdfx the UTF-8 characters can be put directly into the .xmpdata file; LICRs are interpreted provided the `grkxmp` loading option has been specified.

Using the methods of pdfx the metadata difficulty is remedied, as can be seen in Figure 9 using coding as shown in Figure 10. This requires the `LGRxmp` option and `\textLGR` ‘parser’ macro. The original document source, called `usage.tex`, can be found in the directory specified in the footnote below. As this document is essentially an English description of how to use LGR for Greek, we have used the ‘Keywords’ field to provide examples of such usage. Since a macro `\textgreek` can be used for greek portions within such documents, this macro name is aliased to `\textLGR` within the context where metadata is processed. Furthermore, parsing using `\textLGR` generates correct pre-composed characters for letters with accents or diacritics. Bookmarks can also be generated from LGR input, using a technique described in Section 4.1.4.

The features available with different loading options are summarised here.

<sup>7</sup>e.g., <http://milde.users.sourceforge.net/LGR/>

<sup>8</sup>TeXLive: [.../2016/texmf-dist/doc/generic/babel-greek/](http://www.tug.org/texlive/dist/doc/generic/babel-greek/)

- ▶ Introduction
- ▶ Usage
- ▶ Installing
- ▶ Multilingual and Technical Considerations
- ▶ Bibliography
- ▶ References
- ▶ Implementation
- ▶ Index
- ▶ Change History

```

43 \begin{document}
44
45 \addcontentsline{toc}{title}{Руководство пользователя \protect\TL{} "---- 2015}
46 \title{%
47   \huge \textit{Руководство пользователя \protect\TL{} "---- 2015}}%
48 }
49 \addcontentsline{toc}{author}{Редактор: Карл Берри}
50 \author{Редактор: Карл Берри\{3mm}
51   \url{http://tug.org/texlive/}}
52 \date{Май \thisyear}
53 \addcontentsline{toc}{date}{Май \thisyear}
54 \addcontentsline{toc}{docs}{Структура}
55 \addcontentsline{toc}{install}{установки}
56 \addcontentsline{toc}{Subject}{В этом документе описаны основные возможности программного продукта
57 \TL{} "---- дистрибутива \TeX{}а и других программ для \acro{GNU}/Linux и других UNIXов, \MacOSX и Windows.}
58 \maketitle
59

```

Figure 6: How to get desired LICRs into the .toc file.

- ▶ no option: all metadata in .xmpdata file is in UTF-8 (incl. ASCII)
- ▶ grxmp: LICRs can be present; e.g. \textAlpha, \textOmega, etc.
- ▶ LGRxmp: supports LGR-encoded input and ISO-8859-7 upper range characters, using the \textLGR ‘parser’ macro.

With LGRxmp specified, the features of grxmp are also available; so any lower-listed option allows data to be mixed with that for higher-listed ones.

The final piece to get validation for PDF/A from LGR input, is to specify a Unicode point for the ‘v’ used only in the strong ‘sv’ ligature to obtain a non-final ‘sigma’ typeset in isolation.

```
\pdfglyphtounicode{internalchar2}{200D}
```

This gives an interpretation as ‘zero-width joiner’. There are two instances of this within usage.tex. Copy/Paste works as desired. Using pdf<sub>T</sub>E<sub>X</sub> the above command is done automatically. Drivers, such as Xe<sub>T</sub>E<sub>X</sub> lacking an implementation of \pdfglyphtounicode, can fail to produce a valid PDF due to this rather minor deficiency.

Greek numerals, using \greeknumeral or \Greekn numeral cannot work directly within a .xmpdata file. However if such is desired, the following technique allows correct LICRs to be found for use in the metadata. At any convenient place within the  $\TeX$  source; e.g., near where the required number is used, insert coding such as:

```
{\pdfxGreekn umeralsHack \textgreek{\edef\num{\greeknumeral{1997}}\show\num}}%
```

Upon processing, the following will be written to the console or .log-window.

```

> \num=macro:
->\LGR\textaristerikeraia \LGR\textalpha \LGR\textsampi \let \protect \LGR\text
dexiakeraia \LGR\textqoppa \let \protect \LGR\textdexiakeraia \LGR\textzeta \le
t \protect \LGR\textdexiakeraia \protect \LGR\textdexiakeraia .
<argument> ...um {\greeknumeral {1997}}\show \num

1.90 ...k{\edef\num{\greeknumeral{1997}}\show\num}
}
?

```

from which the desired string of LICRs, is extracted; viz.

- ▶ Introduction
- ▶ Usage
- ▶ Installing
- ▶ Multilingual and Technical Considerations
- ▶ Bibliography
- ▶ References
- ▶ Implementation
- ▶ Index
- ▶ Change History

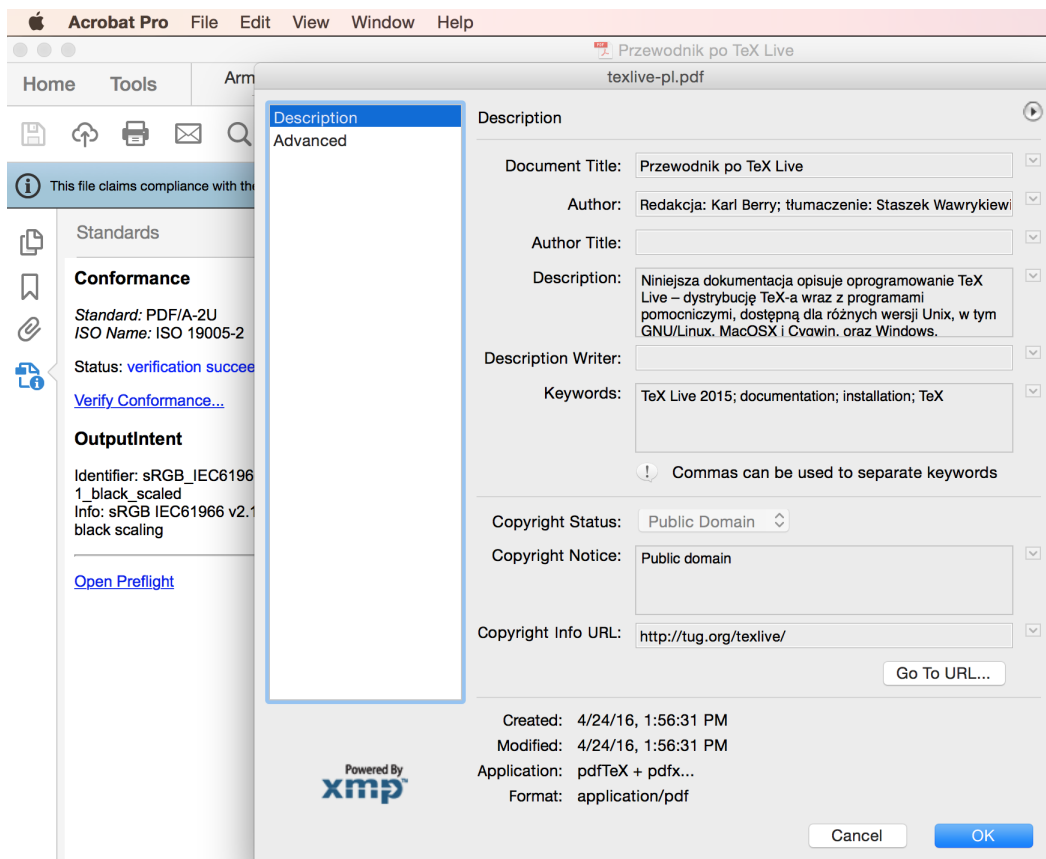


Figure 7: Metadata generated from the coding shown in Figure 8 for the Polish version of TeX Live 2015 documentation, showing Latin-2 encoded characters. The document is valid for PDF/A-2, after having been processed with pdfTeX.

```
\textaristerikeraia\textalpha\textsampi\textqoppa\textzeta\textdexiakeraia
```

The corresponding trick does not work with `\Greeknatural`, but the uppercasing can be done manually from the string obtained using `\greeknatural`,

```
\textaristerikeraia\textAlpha\textSampi\textQoppa\textZeta\textdexiakeraia
```

leaving the initial and final `\text...keraia` macros as all lowercase. For smooth processing, remove or comment-out the added line after collecting the LICRs.

#### 4.1.4. Metadata with Armenian

The `ArmiTeX` package<sup>9</sup> provides the method to typeset Armenian, with input being specified in various ways including a transliteration scheme from ASCII input. This transliteration is directed at the use of the OT6 encoding, developed for this purpose. Each way is supported by `pdfx.sty` with appropriate loading options, similar to the support for Greek (see Section 4.1.3).

- ▶ no option: all metadata in `.xmpdata` file is in UTF-8 (incl. ASCII)
- ▶ `armxmp`: using LICR-like macro names; e.g. `\armAyb`, `\armsha`, `\armfe` etc.

<sup>9</sup>documentation: TeXLive: [.../2016/texmf-dist/doc/generic/armenian/](http://www.tug.org/texlive/dist/doc/generic/armenian/)

```
% iso8859-2
% $Id: texlive-pl.tex, v. 53 2015/05/17
% TeX Live documentation.
% Originally written by Sebastian Rahtz and Michel Goossens,
% now maintained by Karl Berry and others.
% Polish translation and additions by Staszek Wawrykiewicz
% (with a little help from my friends, while my guitar gently weeps ;-))
% Public domain.
% ----
% UWAGA dla recenzentów/tsumaczy: %! to moje komentarze (StaW)
%
\providecommand{\pdfxopts}{a-2u,LATxmp}
\providecommand{\thisyear}{2015}
\begin{filecontents*}{\jobname.xmpdata}
\Title{Przewodnik po TeX Live \thisyear}
\Author{Redakcja: Karl Berry\sep \textLII{tsumaczenie: Staszek Wawrykiewicz}}
\Subject{\textLII{Niniejsza dokumentacja opisuje oprogramowanie \TeX\ Live
-- dystrybucjê \TeX-a wraz z~programami pomocniczymi, dostêpnâ dla rnych wersji Unix,
w~tym GNU/Linux, MacOSX i~Cygwin, oraz Windows.}\textLF\textLF Documentation originally
written by Sebastian Rahtz and Michel Goossens, now maintained by Karl Berry and others.}
\Keywords{TeX Live \thisyear\sep documentation\sep installation\sep \TeX}
\Copyright{Public domain}\Copyrighted{False}
\CopyrightURL{http://tug.org/texlive/}
\CoverDisplayDate{Maj \thisyear}
\CoverDate{\thisyear-05-17}
\Creator{pdfTeX + pdfx.sty with options \pdfxopts, from TeX Live 2016}
\end{filecontents*}
%
\documentclass{article}
\let\tldocenglish=0 % for live4ht.cfg
\let\textsl\textit
\usepackage[\pdfxopts]{pdfx}[2016/04/13]
\PassOptionsToPackage{obeyspaces}{url}
\PassOptionsToPackage{breaklinks,colorlinks,linkcolor=hypercolor,citecolor=hypercolor,%
urlcolor=hypercolor,filecolor=hypercolor,bookmarksopen,hyperindex}{hyperref}
\hypersetup{breaklinks,colorlinks,allcolors=hypercolor}
\usepackage{tex-live}
\usepackage{polski} % for PL
\usepackage[latin2]{inputenc} % for PL
\usepackage[T1]{fontenc}
...
\begin{document}
\title{\huge \textit{Przewodnik po \protect\TL{} 2015}}
\author{Redakcja: Karl Berry; tsumaczenie: Staszek Wawrykiewicz \[\[3mm]
\url{http://tug.org/texlive/}}
\date{Maj 2015}
```

Figure 8: Start of the  $\TeX$  source for the Polish version of  $\TeX$  Live documentation. Although Latin-2 encoded, the bytes are shown here using  $\TeX$ 's T1 encoding [27, p. 449].

- ▶ AR8xmp: using the Arm $\TeX$  (OT6) transliteration scheme or with upper-range characters in ArmSCII8 encoding, using the ‘parser’ macro `\textARM`.

There are 39 letters in the Armenian alphabet, so the transliteration includes many 2-letter combinations to specify the desired character. Whereas Greek uses punctuation symbols to

- ▶ Introduction
- ▶ Usage
- ▶ Installing
- ▶ Multilingual and Technical Considerations
- ▶ Bibliography
- ▶ References
- ▶ Implementation
- ▶ Index
- ▶ Change History

specify diacritics, Armenian requires either ligatures implemented in the OT6-encoded font, or careful parsing of the input into LICR-like macros. L<sup>A</sup>T<sub>E</sub>X source<sup>10</sup> for the ArmL<sup>A</sup>T<sub>E</sub>X documentation is available in both English and Armenian. Figure 11 shows the result of enriching the Armenian version with relevant metadata, using coding as shown in Figure 12.

As in earlier examples, that metadata has come from the extensive comments at the head of the L<sup>A</sup>T<sub>E</sub>X source file (represented by ... in Figure 12), and other title-page material, such as title and author names in both English and Armenian. Within the keywords are armenian words that are mentioned in the documentation as being slightly tricky to represent in transliteration, to verify that the required tricks have been correctly implemented.

Also apparent in Figure 11 is the use of Armenian letters in the Bookmarks pane, having been generated from the transliteration source. This requires a 3-step process, as follows.

1. conversion of transliterated source into UTF-8. This is done as the .xmpdata file is processed, using `\pdfxEnableCommands` to make global definitions; e.g,

```
\xdef\sectAtitle{\textARM{Nerac'uthyun}}
```

capturing the section title in the form supplied in the L<sup>A</sup>T<sub>E</sub>X source. This can be seen in Figure 12, near the end of the `{filecontents}` environment, and at the bottom where the `\section` command would occur.

2. conversion of the UTF-8 representation into UTF16-be, suitable for bookmark strings within the PDF file. With pdfL<sup>A</sup>T<sub>E</sub>X this is done using `\StringEncodingConvert` from Heiko

<sup>10</sup>TeXLive: [.../2016/texmf-dist/doc/generic/armenian/examples/latex/](http://www.tug.org/texlive/2016/texmf-dist/doc/generic/armenian/examples/latex/)

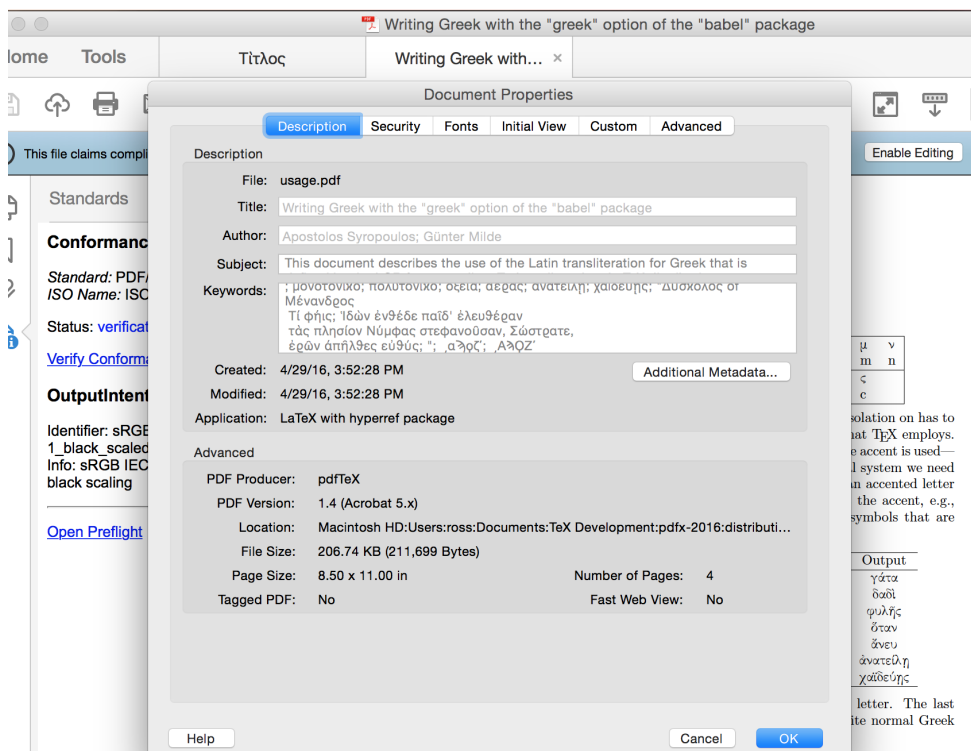


Figure 9: Metadata generated from the coding shown in Figure 10 using the greek language specified via the LGR encoding.

## QUICK LINKS

- ▶ Introduction
- ▶ Usage
- ▶ Installing
- ▶ Multilingual and Technical Considerations
- ▶ Bibliography
- ▶ References
- ▶ Implementation
- ▶ Index
- ▶ Change History

```
% ...
% This file is part of the Babel system.
% -----
%
% It may be distributed and/or modified under the
% conditions of the LaTeX Project Public License, either version 1.3
% ...
% The Current Maintainer of this work is Günter Milde.
% ...

\providecommand{\pdfxopts}{a-2u,LGRxmp,LATxmp}
\begin{filecontents}[force]{\jobname.xmpdata}
\Title{Writing Greek with the "greek" option of the "babel" package}
\Author{Apostolos Syropoulos\sep Günter Milde}
\Subject{This document describes the use of the Latin transliteration for Greek that is
defined by the LGR font encoding. Today, all modern LaTeX distributions support literal
input of Greek, which is the preferred method for new documents. [G. Milde 2013/12/02]}
\Keywords{\textLGR{monotonik'o}\sep \textLGR{polutonik'o}\sep \textgreek{oxe'ia} \sep
\textgreek{>a'erac}\sep \textgreek{>anate'ilh|}\sep \textgreek{qa"ide'uh|c}} \sep
\textgreek{D'uskoloc} of \textgreek{M'enandroc}\textLF \textLGR{T'i f'hic? <Id`wn
>enj'ede pa'id'' >eleuj'eran\textLF t`ac plhs'ion N'umfac stefano~usan, S'wstrate,
\textLF >er~wn 'ap~hljec e>uj'uc? \sep
\textaristerikeraia\textalpha\textsampi\textqoppa\textzeta\textdexiakeraia\sep
\textaristerikeraia\textAlpha\textSampi\textQoppa\textZeta\textdexiakeraia}}
\CoverDate{1997-10-15}
\CoverDisplayDate{October 15, 1997}
\Copyright{This file is part of the Babel system.\textLF This file may be distributed and/or
modified under the conditions of the LaTeX Project Public License, either version 1.3
of this license or (at your option) any later version.}
\CopyrightURL{http://www.latex-project.org/lppl.txt}
\end{filecontents}
%
\documentclass[11pt]{article}
\usepackage[\pdfxopts]{pdfx}[2016/04/13]
\hypersetup{colorlinks,allcolors=blue}
\usepackage[american,greek]{babel}
\languageattribute{greek}{polutoniko}
\usepackage{athnum,grmath}
\newcommand{\sg}{\selectlanguage{greek}}
\newcommand{\sa}{\selectlanguage{american}}
\begin{document}
\selectlanguage{american}
\title{Writing Greek with the \ttfamily greek\rmfamily\ option of the
\ttfamily babel\rmfamily\ package}
\author{Apostolos Syropoulos\
...\\...}
\date{October 15, 1997}
\maketitle
\abstract{\noindent
This document describes the use of the Latin transliteration for Greek that
is defined by the LGR font encoding. Today, all modern LaTeX distributions
support literal input of Greek, which is the preferred method for new
documents. [G. Milde 2013/12/02]}
```

Figure 10: Start of enriched  $\text{\LaTeX}$  source for a document describing how to typeset in Greek, with added metadata demonstrating the LGR transliteration encoding.

- ▶ Introduction
- ▶ Usage
- ▶ Installing
- ▶ Multilingual and Technical Considerations
- ▶ Bibliography
- ▶ References
- ▶ Implementation
- ▶ Index
- ▶ Change History

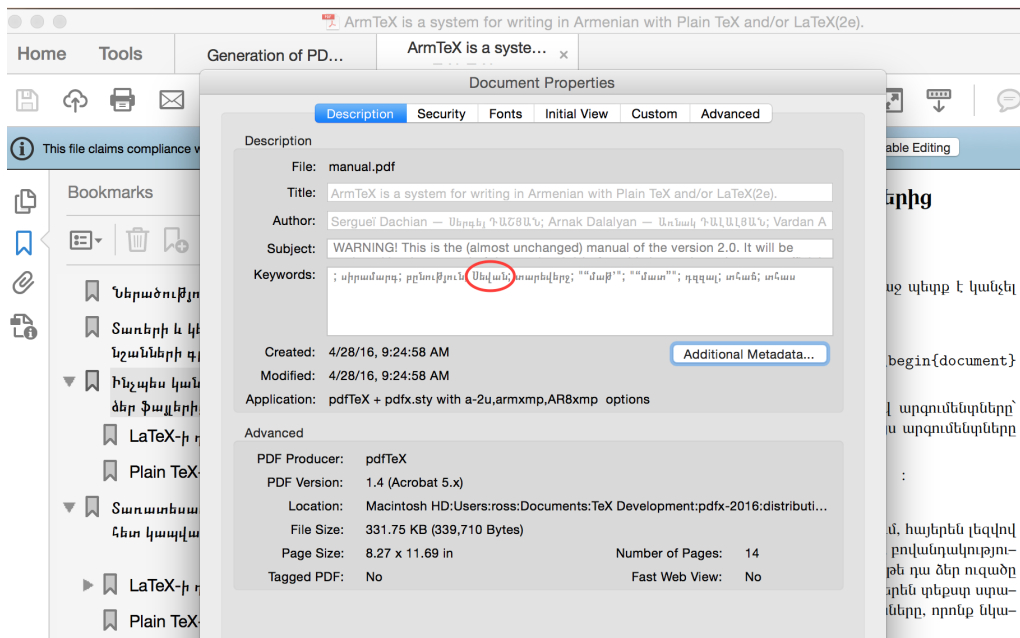


Figure 11: Metadata generated from the coding shown in Figure 12 using the Armenian language specified using ArmTeX transliteration. Bookmarks have been generated in Armenian. Figure 13 explains how the word indicated in red is obtained via parsing.

Oberdiek’s `stringenc.sty` package. LuaTeX and XeTeX can use the UTF-8 representation directly.

3. integration of the UTF16-be string (`pdfTeX`) or UTF-8 string (LuaTeX and XeTeX) into the coding that would normally generate the bookmark from a provided section title, in transliterated form.

These last two steps are combined into a single command, to replace the usual command for a section title; `\section`, `\subsection`, etc.

```
\pdfxBookmark{\section}{\sectAtitle}{Nerac'uthyun}
```

Now `\pdfxBookmark` first checks that the macro passed as the 2nd argument actually exists. If it does not, an error message is given and upon continuation would just do `\section{Nerac'uthyun}` as normal. When it does exist, then step 2 is done (by `pdfTeX`) storing the result as `\pdfx@temp`. With LuaTeX and XeTeX, `\pdfx@temp` stores a copy of the UTF-8 data. Then the commands needing to be executed are essentially

```
\pdfstringdefDisableCommands{\let\sectAtitle\pdfx@temp}
\def\sectAtitle{Nerac'uthyun}
\section{\sectAtitle}
```

so that the correct section heading is displayed on the page, but when `\sectAtitle` is processed to create a bookmark it is replaced by the pre-prepared contents of `\pdfx@temp`. There are some technicalities<sup>11</sup> to make this work cleanly, as just doing these commands would interfere with other uses of `\pdfstringdef`. In case a long sectioning command has an optional argument, or a \*-variant is needed, then include it this way.

<sup>11</sup>In fact a small change is made to how `\@writetorep` is used.

- ▶ Introduction
- ▶ Usage
- ▶ Installing
- ▶ Multilingual and Technical Considerations
- ▶ Bibliography
- ▶ References
- ▶ Implementation
- ▶ Index
- ▶ Change History

```

%%
%% This is the `manual.tex' file (ArmTeX manual in Armenian).
...
%%
%%%%%%%%%%%%%%%%%%%%%%%%%%%%%%%%%%%%%%%%%%%%%%%%%%%%%%%%%%%%%%%%%%%%%%%%
\providecommand{\pdfxopts}{a-2u,armxmp,AR8xmp}
\immediate\write18{rm \jobname.xmpdata}
\begin{filecontents*}{\jobname.xmpdata}
\Title{ArmTeX is a system for writing in Armenian with Plain TeX and/or LaTeX(2e).\textLF
\textARM{\ArmTeX} {\aroff\TeX}-um ev {\aroff\LaTeX}-um Hayeren Lezvov Grelu Hamakarg}}
\Author{Serguei Dachian \textARM{--- Sergey DASHYAN}\sep Arnak Dalalyan
\textARM{--- Ar'nak DALALYAN}\sep Vardan Akopian \textARM{--- Vardan HAKOBYAN}}
\Copyright{\textcopyright 1997\textendash 2013 ArmTeX may be distributed and/or modified
under the conditions of the LaTeX Project Public License, either version 1.3 of this
license or (at your option) any later version.}
\CopyrightURL{http://www.latex-project.org/lppl.txt}
\Subject{WARNING! This is the (almost unchanged) manual of the version 2.0. It will be
replaced by the manual of the version 3.0 before this beta release becomes official.
A (temporary) brief description of the new features of \latArmTeX-3.0 can be found at
the end of the ``readme.txt'' file. \textLF
\textLF\textARM{OWSHADROWT'YO|WN: Sa tarberak 2.0-i (grethe anphophox) dzer'narkn e': Ayn
kphoxarinv tarberak 3.0-i dzer'narkov naxqan ays beta tho\ghark\man pashtonakanacowmu':
\ArmTeX-3.0-i nor hnaravoruthyunneri (g'a\ma\na\ka\vor) hamar'ot nkaragrowmu' (angleren
levzov) karogh eq gu't'armuh nel~``readme.txt\textARM{'' fayli verjum:}
\textLF\textLF\textARM{Hamakargu' o'gtagorc'elu hamar bavakan e' karoghanal ayn kanchel dzer
fayleric, tirapetel tar'qatesakneru' phoxogh hramannerin ev i\ma\nal the inchpes petq e'
nerrmuc'el teqstu' steghnasharic: Ays gor\c'o\ghu\thyun\ne\ru' nkaragrvac' en hajordogh
ereq bag'innerum:}}
\Keywords{\textARM{si\ra\marg}\sep \textARM{bu'armuh nuthyun}\sep \textARM{Se'armuh van}
\sep \textARM{tare\*verj}\sep \textARM{``mat''}\sep \textARM{d\*azzal}
\sep \textARM{t\*haj'}\sep \textARM{t\*has}}
\CoverDisplayDate{1 June 1999 (\textARM{1-u' hunisi 1999 th.})}
\Creator{pdfTeX + pdfx.sty with \pdfxopts\space options}
\pdfxEnableCommands{\let\sl\empty%
\def\sectAtitle{\textARM{Nerac'uthyun}}%
\def\sectBtitle{\textARM{Tar'eri ev ketadrakan nshanneri greladzevu'}}%
...
\def\sectFtitle{\textARM{Arm\TeX-i phophoxman patmuthyunu'}}%
}
\end{filecontents*}

\documentclass[12pt,a4paper]{article}
\usepackage[\pdfxopts]{pdfx}
\hypersetup{colorlinks,allcolors=blue}
...
\title{\ArmTeX$, $\` $\,${\aroff \TeX}-um ev {\aroff \LaTeX}-um Hayeren Lezvov
Grelu Hamakarg\ \ {\normalsize\aroff (\latArmTeX: a System for Writing in Armenian
with \TeX\ and \LaTeX)}}
\author{ ... }%
\date{1-u' hunisi 1999 th.}
...
\begin{document}
\maketitle
...
%\section{\sectAtitle}{\sectBtitle}{Nerac'uthyun}
\pdfxBookmark{\section}{\sectAtitle}{Nerac'uthyun}

```

Figure 12: Enriched  $\LaTeX$  source for the Armenian version of the  $\text{ArmTeX}$  manual, with added metadata demonstrating the  $\text{ArmTeX}$  transliteration scheme for OT6 encoding. Also shown is coding used to produce bookmarks from the transliteration.

```

\pdfxBookmark[Ar'avot e'r]{\section*}{\sectAtitle}{Ar'avot e'r, Araratyan dashti ...}

```

#### 4.1.5. Other Languages

There is support for Metadata using characters from other languages, with corresponding loading options, as follows.



- ▶ `arbxmp` : Arabic; via LICRs `\textarabicallef`, `\textarabicqaf`, `\textarabicalleflowerhamza`, etc.
- ▶ `devxmp` : Devanagari; via LICRs `\textdevanagaria`, `\textdevanagarivocalicr`, `\textdevanagaricandrabindu`, etc.
- ▶ `hebxmp` : Hebrew; via LICRs `\hebalef`, `\hebsamekh`, `\hebfinalpe` and accent marks `\sego1`, `\qubuts`, etc.
- ▶ `vnmxmp` : Vietnamese; via LICRs `\ABREVE`, `\OCIRCUMFLEX`, `\uhorn` etc. and the combinations of multiple accents applied as usual via `\'`, `\^`, `\^`, etc.

The LICRs include support mapping accented letters to precomposed glyphs, falling back on ‘combining characters’ only in unusual situations. Special input conventions or methods, such as transliteration schemes, are *not yet* supported. Indeed, these options are largely untested, so any difficulties encountered should be reported to the package authors. Requests to support extra input methods or other language blocks should also be directed to the authors, along with pointers to where the desired input methods are fully described. Sample ‘real-world’ documents would be greatly appreciated.

## 4.2. L8U pseudo-encoding

To understand how pdfx handles the translation into UTF-8 of input that is not already in that format, we’ll briefly discuss  $\TeX$ ’s font-encoding mechanism, which is the basis for LICR macros [27, § 7.11]. As an example, consider the macro `\textgamma` representing the lowercase Greek letter  $\gamma$ . Various  $\TeX$  packages declare this as LICR in different ways, for different purposes.

```
greek-fontenc/lgrenc.def:\DeclareTextSymbol{\textgamma}{LGR}{103}
tipa/t3enc.def:\DeclareTextSymbol\textgamma{T3}{71} % Gamma
greek-fontenc/greek-euenc.def:\DeclareTextCommand{\textgamma}{\LastDeclaredEncoding}{ÎÏ}
hyperref/puenc.def:\DeclareTextCommand{\textgamma}{PU}{\83\263}%* U+03B3
ucs/data/uni-2.def:\uc@dclc{611}{tipa}{\textgamma}%
ucs/data/uni-3.def:\uc@dclc{947}{default}{\textgamma}%
```

Here the `\uc@dclc` commands associate UTF-8 input of `Ux0263` (IPA small letter gamma) and `Ux03B3` (Greek small letter gamma) internally with `\textgamma`, whereas the others deal with output formats<sup>12</sup>. In four of these examples there is a number, which refers to a position in an ‘encoding vector’ for the particular font used to place the character onto the printable page. For example `LGR` refers to greek fonts, encoded as explained in Section 4.1.3. IPA phonetics use the `T3` encoding, so `\textgamma` refers to a character from a different Unicode block.

With two of these cases there is no specific font. For example, `PU` is used to create bookmark strings, and other PDF string inclusions, using `\pdfstringdef` from the `hyperref` package. With `greek-euenc.def` designed for Xe $\TeX$  and Lua $\TeX$ , the encoding can be variable, with the output bytes being those for the UTF-8 encoding of  $\gamma$ , namely `^^ce^^b3`, shown here as the `T1`-encoded pair `ÎÏ`. The term ‘pseudo-encoding’ has been coined by the  $\TeX$  team. Although there is no actual font to determine the encoding, to an author there is essentially no difference in how corresponding macros can be used to get a character placed into an appropriate structure within the PDF.

Thus there are 4 output forms for this character, and we’ve not even considered how  $\gamma$  is used in mathematics! To handle these concurrently, one has internally-defined control-sequence names

<sup>12</sup>Whereas `ucs.sty` handles UTF-8 input, mapping it to LICRs, with `pdfx.sty` we need the reverse mapping into UTF-8, not just from LICRs but also from legacy 8-bit encodings and transliteration schemes.

- ▶ Introduction
- ▶ Usage
- ▶ Installing
- ▶ Multilingual and Technical Considerations
- ▶ Bibliography
- ▶ References
- ▶ Implementation
- ▶ Index
- ▶ Change History

---

```

\LGR\textgamma=\char"67      where 6 × 16 + 7 = 103
\T3\textgamma=\char"47      where 4 × 16 + 7 = 71
\PU\textgamma=\long macro:->\83\263
\L8U\textgamma=\long macro:->Îî
    
```

---

where the 2nd ‘\’ is part of the name<sup>13</sup>. The latter macro is explained below. To use the specific version of the macro,  $\text{\TeX}$  maintains a ‘font-encoding’ parameter, set using `\fontencoding{...}` local to the surrounding environment grouping.

To the above declarations of `\textgamma`, to deal with conversion to UTF-8, the pdfx package adds the following declarations when the `LGRxmp` option is used.

---

```

pdfx/l8ugrk.def:\DeclareTextCommand{\textgamma}{L8U}{Îî}
pdfx/l8ugrk.def:\DeclareTextCompositeCommand{\textLGRenc}{L8U}{\textgamma}{Îî}
pdfx/l8ugrk.def:\DeclareTextCompositeCommand{\textLGRenc}{L8U}{g}{Îî}
pdfx/l8ugrk.def:\DeclareTextCompositeCommand{\textLGRenc}{L8U}{^e3}{Îî}
    
```

---

The pseudo-encoding name `L8U` indicates **L**ocal conversion into **U**TF-**8** **U**nicode, as required for metadata, using `pdfx.sty`. Currently this pseudo-encoding is used in one place only; during the interpretation of information supplied through the `\jobname.xmpdata` file. This happens as part of the pdfx package, *before* it uses `xmpincl.sty`. Such specificity justifies being called a ‘Local’ encoding. However, other tasks may emerge requiring on-the-fly conversion to UTF-8. In this case all the functionality of this pseudo-encoding could be shifted into a separate package, and the name changed to reflect this more general usage. Bookmarks from transliterated input, as described in Section 4.1.4, is possibly a sufficient reason to have a separate package. Another possibility is to generate on-the-fly creation of UTF-8 strings, to be sent to XeTeX or LuaTeX running as a slave process to generate images of string using OTF fonts, which pdfTeX currently cannot handle. The result would then be imported back into the running job as an image. The authors invite suggestions of how this `L8U` pseudo-encoding functionality can be put to good use.

Accented letters normally use (e.g., from `t1enc.def`)

---

```

\DeclareTextComposite{\`}{T1}{A}{192}
    
```

---

to get the pre-composed ‘À’, rather than a composite built from ‘`’ and ‘A’. The last parameter is an index into a font; however the `\DeclareTextCompositeCommand` variant allows arbitrary coding as that final parameter, so can be the bytes for the UTF-8 representation of a character. In the above code lines, macros are defined as follows

---

```

\\L8U\textLGRenc-\textgamma=macro:->Îî
\\L8U\textLGRenc-g=macro:->Îî
\\L8U\textLGRenc-ã=macro:->Îî
    
```

---

where now the 2nd and 3rd (and perhaps 4th) ‘\’ are part of the name<sup>14</sup>. This shows how the ascii letter ‘g’ is associated with the UTF-8 bytes for  $\gamma$ , and how the upper 8-bit character from `^e3` can be similarly associated, as in ISO-8859-7 encoding.

All these associations come together in the ‘parser’ macro `\textLGR` which works as follows. Firstly, `\textLGR` is declared for `L8U` pseudo-encoding only, where it expands as follows.

---

<sup>13</sup>obtained using `\csname LGR\string\textgamma\endcsname`.

<sup>14</sup>obtained using `\csname\string\LGR\string\textLGRenc-\string\textgamma\endcsname`.

- ▶ Introduction
- ▶ Usage
- ▶ Installing
- ▶ Multilingual and Technical Considerations
- ▶ Bibliography
- ▶ References
- ▶ Implementation
- ▶ Index
- ▶ Change History

---

```

\l8U\textLGR #1->\textgreekLGRstring {#1}
\l8U\textgreekLGRstring #1->\textgreekLGR@ii #1\@empty \@empty
\textgreekLGR@ii #1#2\@empty -> ... coding to test what is in #2
... \textLGRenc{#1}\@empty if #2 is \@empty
... \textLGRenc{#1}\textgreekLGR@i #2\@empty if #2 has more tokens
\textgreekLGR@i #1->\textgreekLGR@ii #1
    
```

---

Thus `\textLGRenc` is called on each token in the argument of `\textLGR`. Now `\textLGRenc`, which is applicable only when `L8U` pseudo-encoding is in effect, has a default expansion of just passing the character through unchanged; *viz.*

---

```

\DeclareTextCommand{\textLGRenc}{L8U}[1]{#1}
    
```

---

but by using `\DeclareTextCompositeCommand{\textLGRenc}{L8U}{...}{...}`, alternate expansions apply with specific arguments, as shown above. In particular, that final argument can include coding that ‘looks ahead’ to find the next character. This is used, for example, with diacritics in Greek, multi-letter sequences for Armenian letters, and other special cases related to ligatures and punctuation symbols. To illustrate this Figure 13 (below) follows the conversion of a specific word, given in the transliteration for Armenian (see Section 4.1.4). This conversion occurs using only  $\text{T}_{\text{E}}\text{X}$ ’s macro-expansion ability. Some details relevant to this example are explained there.

Note how in Figure 13 the  $\text{ArmT}_{\text{E}}\text{X}$  user macro `\armuh` gets aliased to an LICR called `\textarmuh`. Since `\armuh` is already defined, not as an LICR, it cannot be declared to be one without creating problems. Instead, within the environment grouping where `L8U` pseudo-encoding is specified, one uses `\let\armuh\textarmuh` within a ‘rebinding’ macro command `\LIIXUmaparmenianletters`<sup>15</sup> to get LICR functionality from user-commands.

---

```

\def\LIIXUmaparmenianletters{%
  \let\ArmTeX\textArmTeX
  \let\Armayb\textArmayb
  ...
  \let\armuh\textarmuh
  ...
  \def\armbf{}%
  ... }
    
```

---

As well as rebinding each command for a letter, the font style-switching commands are aliased to do nothing, as these are not relevant to creating UTF-8 output. Being localised by the `L8U` grouping, this causes no problem elsewhere within the document. These are similar to macros `\psdaliasnames` and `\psdmapshortnames` from `hyperref.sty`, which rebind user macros to LICRs, so that PU encoded versions of LICRs can be used.

Several other ‘rebinding’ commands are defined, mostly with package-loading options.

- ▶ `\LIIXUmapTeXnames` always defined
- ▶ `\LIIXUscriptcommands` handles `\textsuperscript`, `\textsubscript`, `\t`
- ▶ `\LIIXUtipacommands` handles IPA letters and symbols
- ▶ `\LIIXUmaparabicletters` with `arbxmp`
- ▶ `\LIIXUmaparmenianletters` with `armxmp` and `AR8xmp`
- ▶ `\LIIXUmapdevaccents` with `devxmp`
- ▶ `\LIIXUmapgreekletters` with `grkxmp` and `LGRxmp`

---

<sup>15</sup>The start of the macro name is derived from pseudo-Roman numerals: IX = 9, IIX = 8



- ▶ Introduction
- ▶ Usage
- ▶ Installing
- ▶ Multilingual and Technical Considerations
- ▶ Bibliography
- ▶ References
- ▶ Implementation
- ▶ Index
- ▶ Change History

```

\begin{decl}[]
\textARM{Se\armuh van}\
\textarmenARMstring {Se\armuh van}\
\textarmenARM@ii Se\armuh van\@empty \@empty\
\textARMenc {S}\textarmenARM@i e\armuh van\@empty \@empty\
\arm@en{S}{U}\arm@nc{h}{C}\arm@nc{H}{C}{U}}\textarmenARM@i e\armuh van\@empty ...|\
\arm@nc{h}{C}\arm@nc{H}{C}{U}}\textarmenARM@i e\armuh van\@empty \@empty\
\arm@nc{H}{C}{U}\textarmenARM@i e\armuh van\@empty \@empty\
|U\textarmenARM@i e\armuh van\@empty \@empty\
|U\textARMenc {e}\textarmenARM@i \armuh van\@empty \@empty\
|U\textARMenc {e}\textarmenARM@i \armuh van\@empty \@empty\
|U\arm@en{e}{h}\arm@nc{'}{t}\arm@nc{v}{l}{h}}\textarmenARM@i \armuh van\@empty ...|\
|U\arm@nc{'}{t}\arm@nc{v}{l}{h}}\textarmenARM@i \armuh van\@empty \@empty\
|U\arm@nc{v}{l}{h}\textarmenARM@i \armuh van\@empty \@empty\
|U\h\textarmenARM@i \armuh van\@empty \@empty\
|U\h\textARMenc {\armuh }\textarmenARM@i van\@empty \@empty\
|U\h\textarmuh\textarmenARM@i van\@empty \@empty\
|U\h\L8U\textarmuh-\textarmenARM@i van\@empty \@empty\
|U\h\textarmgobblespace van\@empty \@empty\
|U\h\L8U\textarmgobblespace- van\@empty \@empty\
|U\h\textarmenARM@i van\@empty \@empty\
|U\h\textARMenc {v}\textarmenARM@i an\@empty \@empty\
|U\h\arm@en{v}{u}\arm@nc{n}{q}\arm@nc{u}{u}}\textarmenARM@i an\@empty \@empty\
|U\h\arm@nc{n}{q}\arm@nc{u}{u}}\textarmenARM@i an\@empty \@empty\
|U\h\textarmenARM@i an\@empty \@empty\
|U\h\textARMenc {a}\textarmenARM@i n\@empty \@empty\
|U\h\w\textarmenARM@i n\@empty \@empty\
|U\h\w\textARMenc {n}\@empty\
|U\h\w\w\@empty\
|U\h\w\w|
\end{decl}

```

Figure 14: Image of part of the source coding for Figure 13, viewed as UTF-8 encoded, within editing software.

- ▶ `\LIIXUmapmathspaces` always defined
- ▶ `\LIIXUmapmath...` with `mathxmp` — see Section 4.3 below.

It may well be that more macro names can be added to some of these commands, to allow macro usage within the metadata. Suggestions for such additions should be sent to the pdfx package authors, along with example documents. Similarly support for more languages can be requested.

### 4.3. Nested Parsing — Mathematics in Metadata

Macro commands for many mathematical symbols can be used directly in metadata without extra support; e.g., basic arithmetic operations, letter-like symbols, spacing commands. Super- and subscripted letters and numerals can use `\textsuperscript` and `\textsubscript` when there is an appropriate Unicode character (digits, comma, +/−/=, parentheses, many letters but not all).

When the `mathxmp` loading option is specified, many more symbols become available, using ‘rebinding’ macros. These are necessary, as the macros for mathematical symbols are generally *not* defined as LICRs, but use `\mathchar`. Thus new LICRs are needed, and existing names bound to these.

- ▶ Introduction
- ▶ Usage
- ▶ Installing
- ▶ Multilingual and Technical Considerations
- ▶ Bibliography
- ▶ References
- ▶ Implementation
- ▶ Index
- ▶ Change History

---

`\LIIIXUmapmathaccents` using ‘combining’ characters from Unicode ranges at Ux0300, Ux1DC0, Ux20D0  
`\LIIIXUmapisomathgreek` using Ux0391–Ux03F8 for greek symbols  
`\LIIIXUmapmatharrowsA` supporting symbols in the Ux2190–Ux21FF block  
`\LIIIXUmapmathoperatorsA` supporting symbols in the Ux2200–Ux227F block  
`\LIIIXUmapmathoperatorsB` supporting symbols in the Ux2280–Ux22FF block  
`\LIIIXUmapmiscmathsymbolsA` supporting some symbols in the Ux27C0–Ux27EF range  
`\LIIIXUmapsupparrowsA` supporting some symbols in the Ux27F0–Ux27FF block  
`\LIIIXUmapsupparrowsB` supporting some symbols in the Ux2900–â??Ux297F block  
`\LIIIXUmapmiscmathsymbolsB` supporting symbols in the Ux2980–Ux29FF block  
`\LIIIXUmapsuppmathoperators` supporting symbols in the Ux2A00–Ux2AFF block  
`\LIIIXUmapunimathgreek` using Ux1D6E2–Ux1D71B for greek symbols  
`\LIIIXUmapmathalphabets` allows access to symbols in the Ux1D400–Ux1D755 block

---

The ‘parser’ macro idea can extend to handle a large class of mathematical expressions.

---

```
\let\(\textinlinemath
\DeclareTextCommand{\textinlinemath}{L8U}{\liixu@getinlinemath}
\def\liixu@getinlinemath#1\){\space\textmathnormalstring{#1}\space}
\DeclareTextCommand{\textmathnormalstring}{L8U}[1]{\textmathnormal@ii#1\empty\empty}
\textmathnormal@ii #1#2\empty -> ... coding to test what is in #2
... \textmathnormal{#1}\empty if #2 is \empty
... \textmathnormal{#1}\textmathnormal@i #2\empty if #2 has more tokens
\let\[\textdisplaymath defined similarly to call \textmathnormalstring
```

---

This allows `\textmathnormal` to test each token, in particular mapping letters A–Za–z into the Unicode range Ux1D44E–Ux1D467 (except for *h*). Mathematical styles, such as `\mathrm`, `\mathbf`, `\mathbb` etc. can now be handled using declarations such as:

---

```
\Dec...positeCommand{\textmathnormal}{L8U}{\mathrm}{\liixu@mathreorder\textmathrmstring}
\Dec...positeCommand{\textmathnormal}{L8U}{\mathbf}{\liixu@mathreorder\textmathbfstring}
```

---

where `\liixu@mathreorder` uses some  $\TeX$  pattern-matching to allow the `\textmathrmstring` parser macro to work on the argument to `\mathrm` before allowing `\textmathnormal` parsing to continue afterwards. We refer to this as ‘nested parsing’.

Similarly ‘nested parsing’ can be used with superscripts and subscripts using `^{...}` and `_{...}` and to specify linebreaks, and even super-/subscripts within styles; viz.

---

```
\Declar...CompositeCommand{\textmathnormal}{L8U}{^}{\liixu@mathreorder\textsuperstring}
\DeclareTextCompositeCommand{\textmathnormal}{L8U}{_}{\liixu@mathreorder\textsubstring}
\DeclareTextCompositeCommand{\textmathnormal}{L8U}{\}{\textLF}
\DeclareTextCompositeCommand{\textmathnormal}{L8U}{\cr}{\textLF}
\DeclareTextCompositeCommand{\textmathrm}{L8U}{^}{\liixu@mathreorder\textsuperstring}
\DeclareTextCompositeCommand{\textmathrm}{L8U}{_}{\liixu@mathreorder\textsubstring}
```

---

Such ‘nested parsing’ seems to be quite robust<sup>16</sup>, but a great deal more testing is required to uncover cases which may require special handling. An ultimate aim is to be able to just copy the  $\TeX$  source for the ‘Abstract’ of a technical paper into the `\Subject{...}` field of the `.xmpdata` file, with a large expectation that it will ‘just work’, or need only trivial edits to make it so.

- ▶ Introduction
- ▶ Usage
- ▶ Installing
- ▶ Multilingual and Technical Considerations
- ▶ Bibliography
- ▶ References
- ▶ Implementation
- ▶ Index
- ▶ Change History

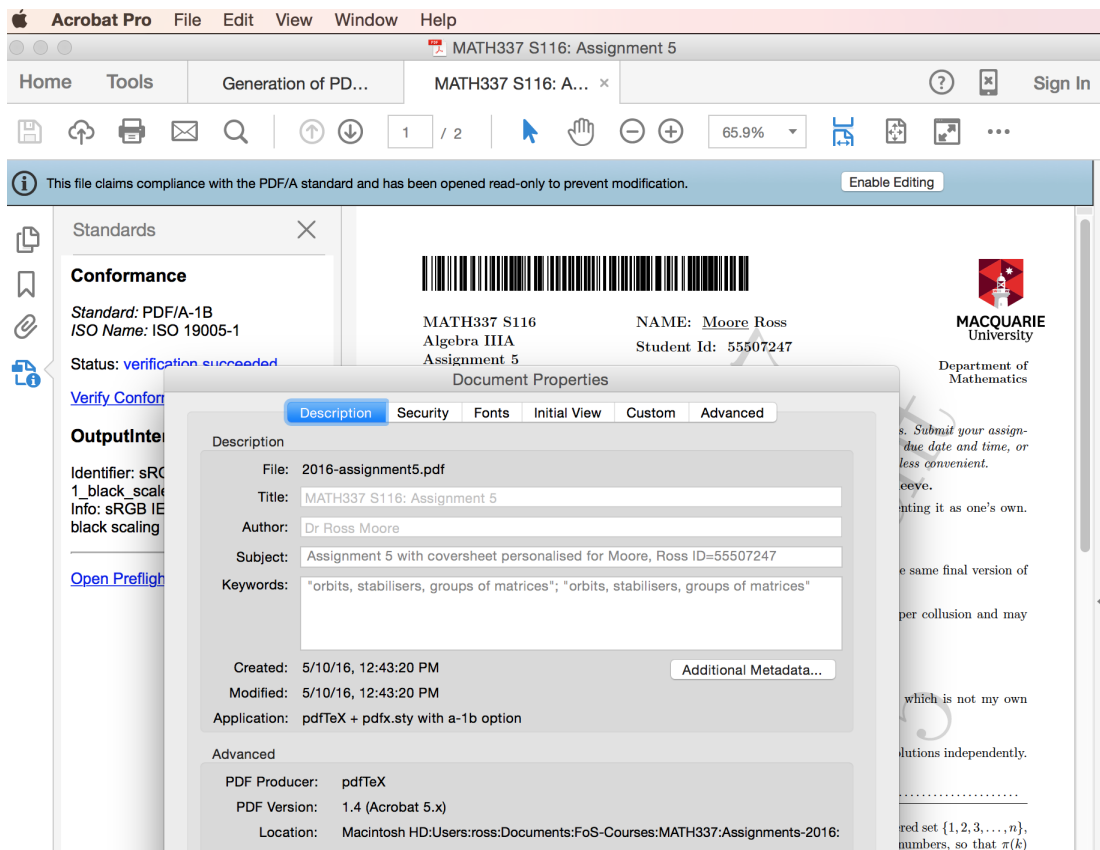


Figure 15: Metadata from student assignment papers, using information drawn from a database. The start of the  $\LaTeX$  coding for this example is shown in Figure 16.

#### 4.4. Metadata in a Production Workflow

At Macquarie University, the Mathematics Department produces personalised topmatter or coversheets for student assignments and tutorial papers using  $\LaTeX$ , incorporating information that has been stored in a database. This is done by writing extra definitions at the top of a copy of the  $\LaTeX$  source as prepared by the lecturers. For example information analogous to the following

```

\def\thestudentname{\utext{Moore} Ross}
\def\thestudentid{55507247}
\def\theunitcode{MATH337}
\def\theoffering{S116}
\def\thetaskname{Assignment 5}
\def\theassignmentnumber{5}
\def\theduedate{09/05 2016}
...

```

is prepended to the file shown in Figure 16, for each student downloading their personalised assignment paper. The  $\LaTeX$  source makes use of this information, including recording some of it within the Metadata. When preparing such documents  $\LaTeX$ 's `\providecommand` is used to supply default values, not drawn from the database; but when actually used, these are ig-

<sup>16</sup>... so far, barring multi-line aligned environments.

- ▶ Introduction
- ▶ Usage
- ▶ Installing
- ▶ Multilingual and Technical Considerations
- ▶ Bibliography
- ▶ References
- ▶ Implementation
- ▶ Index
- ▶ Change History

```
\providecommand{\theassignmentnumber}{5}
\providecommand{\assignLecturer}{Dr Ross Moore}
\providecommand{\theunitcode}{MATH337}
\providecommand{\theunitname}{Algebra IIIA}
\providecommand{\theyear}{2016}
...
\def\assigntopics{orbits, stabilisers, groups of matrices}
\providecommand{\pdfxopts}{a-1b}
%% XMP metadata for PDF/A conformance
\begin{filecontents}[force]{\jobname.xmpdata}
\Title{\theunitcode\ \theoffering: Assignment \theassignmentnumber}
\Author{\assignLecturer}
\Copyright{Macquarie University, Mathematics Department}
\Subject{Assignment \theassignmentnumber, with coversheet personalised for \thestudentname,
id = \thestudentid}
\Keywords{\assigntopics}
\Creator{pdfTeX + pdfx.sty with \pdfxopts\space option}
\pdfxEnableCommands{\def\utext#1{#1,}}
\end{filecontents}

\documentclass[a4paper,11pt]{article}
\RequirePackage{assignments}
\usepackage[\pdfxopts]{pdfx}
```

Figure 16: Start of the  $\LaTeX$  source for an assignment paper, using macro expansion values supplied via definitions prepended to this file.

nored as the required information has been supplied using  $\TeX$ 's `\def` command. The resulting metadata is as in Figure 15, showing also how the information is displayed at the top of the PDF file that is produced. Notice how a command `\utext` is included to obtain the underlining of the surname within the produced PDF. This is modified, using `\pdfxEnableCommands` in the `\jobname.xmpdata` file, to just place a comma after the surname in the metadata, as it precedes the given name.



- ▶ Introduction
- ▶ Usage
- ▶ Installing
- ▶ Multilingual and Technical Considerations
- ▶ Bibliography
- ▶ References
- ▶ Implementation
- ▶ Index
- ▶ Change History

Another way that jobs can be customised using essentially the same  $\text{\TeX}$  source, is via the command used to initiate the job. For example the file `sample.tex`, accompanying the pdfx distribution, can be used to test the loading options to create PDFs conforming to the various flavours of PDF/A, PDF/E and PDF/X. Consider a shell script containing the following (Unix/Linux) commands.

```
pdflatex "\def\pdfxopt{a-2b}\input sample.tex"
pdflatex "\def\pdfxopt{a-2b}\input sample.tex"
mv sample.pdf sample-a2b.pdf

pdflatex "\def\pdfxopt{a-2u}\input sample.tex"
pdflatex "\def\pdfxopt{a-2u}\input sample.tex"
mv sample.pdf sample-a2u.pdf
...
```

With a 3-line block for each flavour, this produces a corresponding PDF from the same  $\text{\TeX}$  source, named according to each particular variant. A default `\providecommand{\pdfxopt}{a-1b}` at the start of `sample.tex` catches the case of normal typesetting, doing nothing when `\pdfxopt` already has an expansion value.

## 4.5. Further Developments

Prospects for further development of the pdfx package are as follows, listed not necessarily in order of perceived importance.

- ▶ Support for the `dvips` driver with Ghostscript as PDF producer; possible since `gs v9.21`.
- ▶ Separate the L8U pseudo-encoding support into a separate package.
- ▶ Conformance to multiple PDF standards; e.g. both PDF/A and PDF/E, both PDF/A and PDF/X with RGB or CMYK color profile, other combinations.
- ▶ Explore delaying the processing of metadata until `\begin{document}`, thereby allowing some fields to be set automatically from other information supplied within the document preamble.
- ▶ Support for input using other legacy 8-bit encodings and transliterations.
- ▶ Support for more mathematical environments within the metadata.
- ▶ Support for more PRISM metadata fields, incl. PRISM 3.0 [34].
- ▶ Explore ways to overcome incompatibilities that may arise with other packages.
- ▶ Full support for PDF/VT; in particular, transparency groups and PDF/VT-2s.
- ▶ Support for more aspects of PDF/UA and ‘Tagged PDF’.
- ▶ Develop ways to usefully use L8U apart from metadata and bookmarks.
- ▶ Support emerging standards based on PDF 2.0 [26].

## 5. Bibliography

### References

- [1] Adobe Systems Inc.; PDF Reference 1.7, November 2006. Also available as [25].  
[http://www.adobe.com/devnet/pdf/pdf\\_reference.html](http://www.adobe.com/devnet/pdf/pdf_reference.html).
- [2] Adobe Systems Inc.; XMP Specification, Adding Intelligence to Media. September 2005. Also available as ISO 16684-1:2012 [18].  
<http://www.adobe.com/devnet/xmp/>.

- ▶ Introduction
- ▶ Usage
- ▶ Installing
- ▶ Multilingual and Technical Considerations
- ▶ Bibliography
- ▶ References
- ▶ Implementation
- ▶ Index
- ▶ Change History

- [3] ANSI / AIIM / ISO 14289-1:2012; Document management applications — Electronic document file format enhancement for accessibility — Part 1: Use of ISO 32000-1 (PDF/UA-1); Technical Committee ISO/TC 171/SC 2 (July 2012 – withdrawn).  
Revised as ISO 14289-1:2014 (Dec. 2014): <https://www.iso.org/standard/64599.html>.  
Available from ANSI at <https://webstore.ansi.org/standards/iso/iso142892014>.
- [4] ISO 14289-2:2024; Document management applications — Electronic document file format enhancement for accessibility — Part 2: Use of ISO 32000-2 (PDF/UA-2); Technical Committee ISO/TC 171/SC 2 WG9 (March 2024). <https://pdfa.org/iso-14289-2-pdfua-2/>
- [5] BS, / ISO 14289-1:2014; Document Management Applications. Electronic Document File Format Enhancement For Accessibility. Use Of ISO 32000-1 (PDF/UA-1) (British Standard) <https://webstore.ansi.org/standards/bsi/bsiso142892014>.
- [6] Callas Software GmbH.; pdfaPilot, plug-in or desktop software for PDF/A versions. <https://www.callassoftware.com/en/products/pdfapilot>.
- [7] Dublin Core Metadata Element Set, Version 1.1, October 2010  
<http://dublincore.org/documents/dces/>.
- [8] IETF; Best Current Practice #47: Tags for Identifying Languages. Incorporates RFC 5646; obsoletes RFC 4646. IETF Network Working Group, September 2009. <https://tools.ietf.org/pdf/bcp47.pdf>.
- [9] ISO 15930-1:2001; Graphic technology — Prepress digital data exchange — Use of PDF — Part 1: Complete exchange using CMYK data (PDF/X-1 and PDF/X-1a). Technical Committee ISO/TC 130 (December 2001). <https://www.iso.org/standard/29061.html>.
- [10] ISO 15930-3:2002; Graphic technology — Prepress digital data exchange — Use of PDF — Part 3: Complete exchange suitable for colour-managed workflows (PDF/X-3). Technical Committee ISO/TC 130 (September 2002). <https://www.iso.org/standard/34941.html>.
- [11] ISO 15930-4:2003; Graphic technology — Prepress digital data exchange — Use of PDF — Part 4: Complete exchange of CMYK and spot colour printing data using PDF 1.4 (PDF/X-1a). Technical Committee ISO/TC 130 (December 2003). <https://www.iso.org/standard/39938.html>.
- [12] ISO 15930-6:2003; Graphic technology — Prepress digital data exchange — Use of PDF — Part 6: Complete exchange of printing data suitable for colour-managed workflows using PDF 1.4 (PDF/X-3). Technical Committee ISO/TC 130 (December 2003). <https://www.iso.org/standard/39940.html>.
- [13] ISO 15930-7:2010; Graphic technology — Prepress digital data exchange — Use of PDF — Part 7: Complete exchange of printing data (PDF/X-4) and partial exchange of printing data with external profile reference (PDF/X-4p) using PDF 1.6. Technical Committee ISO/TC 130 (July 2010). <https://www.iso.org/standard/55843.html>.
- [14] ISO 15930-8:2010; Graphic technology — Prepress digital data exchange — Use of PDF — Part 8: Partial exchange of printing data using PDF 1.6 (PDF/X-5). Technical Committee ISO/TC 130 (July 2010). <https://www.iso.org/standard/55844.html>. Revision via Corrigendum: ISO 15930-8:2010/Cor 1:2011 (August 2011); <https://www.iso.org/standard/60210.html>.

- [15] ISO 15930-9:2020; Graphic technology — Prepress digital data exchange — Use of PDF — Part 9: Complete exchange of printing data (PDF/X-6) and partial exchange of printing data with external profile reference (PDF/X-6p and PDF/X-6n) using PDF 2.0 Technical Committee ISO/TC 130 (November 2020). <https://www.iso.org/standard/77103.html>.
- [16] ISO 16612-2:2010; Graphic technology — Variable data exchange—Part 2: Using PDF/X-4 and PDF/X-5 (PDF/VT-1 and PDF/VT-2). Technical Committee ISO/TC 130 (December 2005). <https://www.iso.org/standard/38013.html>.
- [17] ISO 16612-3:2020; Graphic technology — Variable data exchange—Part 3: Using PDF/X-6 (PDF/VT-3). Technical Committee ISO/TC 130 (Edition 1, 2020). <https://www.iso.org/standard/75218.html>.
- [18] ISO 16684-1:2012; Graphic technology — Extensible metadata platform (XMP) specification — Part 1: Data model, serialization and core properties. Technical Committee ISO/TC 130 (February 2012 – withdrawn). Revised as ISO 16684-1:2019; (Edition 2, 2019). <https://www.iso.org/standard/75163.html>.
- [19] ISO 19005-1:2005; Document Management — Electronic document file format for long term preservation — Part 1: Use of PDF 1.4 (PDF/A-1); Technical Committee ISO/TC 171/SC 2 (Sept. 2005). Revisions via Corrigenda: ISO 19005-1:2005/Cor 1:2007 (March 2007); ISO 19005-1:2005/Cor 2:2011 (Dec. 2011). <https://www.iso.org/standard/38920.html>.
- [20] ISO 19005-2:2011; Document Management — Electronic document file format for long term preservation — Part 2: Use of ISO 32000-1 (PDF/A-2); Technical Committee ISO/TC 171/SC 2 (June 2011). <https://www.iso.org/standard/50655.html>.
- [21] ISO 19005-3:2012; Document Management — Electronic document file format for long term preservation — Part 3: Use of ISO 32000-1 with support for embedded files (PDF/A-3); Technical Committee ISO/TC 171/SC 2 (October 2012). <https://www.iso.org/standard/57229.html>.
- [22] ISO 19005-4:2020; Document Management — Electronic document file format for long term preservation — Part 4: Use of ISO 32000-2 (PDF/A-4); Technical Committee ISO/TC 171/SC 2 (Edition 1, 2020). <https://www.iso.org/standard/71832.html>.
- [23] PDF Declarations. A use of ISO 32000. PDF Association, Berlin, Germany (2019). <https://pdfa.org/resource/pdf-declarations/>
- [24] ISO 24517-1:2008; Document Management — Engineering document format using PDF — Part 1: Use of PDF 1.6 (PDF/E-1); Technical Committee ISO/TC 171/SC 2 (May 2008). <https://www.iso.org/standard/42274.html>.
- [25] ISO 32000-1:2008; Document management — Portable document format (PDF 1.7); Technical Committee ISO/TC 171/SC 2 (July 2008). Also available as [1]. <https://www.iso.org/standard/51502.html>.
- [26] ISO 32000-2:2017; Document management — Portable document format — Part 2: PDF 2.0; Technical Committee ISO/TC 171/SC 2 Document file formats, EDMS systems and authenticity of information. (July 2017 – withdrawn) Revised as ISO 32000-2:2020; (Edition 2, 2020) <https://www.iso.org/standard/75839.html>. Sponsored access available since 5 April 2023, from PDF Association.

- ▶ Introduction
- ▶ Usage
- ▶ Installing
- ▶ Multilingual and Technical Considerations
- ▶ Bibliography
- ▶ References
- ▶ Implementation
- ▶ Index
- ▶ Change History

- [27] F. Mittelbach, M. Goossens with J. Braams, D. Carlisle, C. Rowley; The  $\LaTeX$  Companion – 2nd edition. Addison–Wesley (now Pearson Education Inc.), 2004. ISBN 0-201-36299-6 (paperback).
- [28]  $\LaTeX$  Project Working Group, PDF Association. <https://pdfa.org/community/latex-project-lwg/>
- [29]  $\LaTeX$  Tagged PDF—A blueprint for a large project. Frank Mittelbach, Chris Rowley; TUGboat, Volume 41 (2020), No 3. <https://tug.org/TUGboat/tb41-3/tb129mitt-tagpdf.pdf>. Project website <https://www.latex-project.org/>; Preprint.
- [30] PDF/A Competence Centre; TechNote 0009: XMP Extension Schemas in PDF/A-1. (March 2008) <https://www.pdfa.org/publication/technical-note-tn-0009-xmp-extension-schemas-in-pdf-a-1/>.
- [31] PDF/UA Technical Implementation Guide: Understanding ISO 14289-1 (PDF/UA-1). AIIM Global Community of Information Professionals. <http://www.aiim.org/Research-and-Publications/standards/committees/PDFUA/Technical-Implementation-Guide>.
- [32] Well-Tagged PDF (WTPDF); Using Tagged PDF for Accessibility and Reuse in PDF 2.0. PDF Association; PDF Reuse TWG & PDF/UA TWG. Version 1.0.0, February 2024. <https://pdfa.org/wtpdf/>
- [33] N.Preining; colorprofiles – Collection of free ICC profiles.  $\TeX$  and  $\LaTeX$  package (by R.Moore), distributed with  $\TeX$ Live. (Nov. 2018) <https://ctan.org/pkg/colorprofiles>.
- [34] PRISM; Publishing Requirements for Industry Standard Metadata. PRISM Metadata Initiative; Idealliance Working Group. <http://www.idealliance.org/specifications/prism-metadata-initiative/prism>
- [35] C. V. Radhakrishnan, Hàn Thế Thành, Ross Moore, Peter Selinger; Generation of PDF/X- and PDF/A-compliant PDFs with pdf $\TeX$ —pdfx.sty. TUGboat Vol. 36, No. 2; TUG 2015 Conference Proceedings.  $\TeX$  Users Group, 2015; pp. 136–142.
- [36] tagpdf – Tools for experimenting with tagging using pdf $\LaTeX$  and Lua $\LaTeX$ . Ulrike Fischer. Available via CTAN repository. <https://ctan.org/pkg/tagpdf>.
- [37] tpdf; Ross Moore. Unpublished.  $\LaTeX$  package and macro suite for producing ‘real-world’ standards-conforming PDF documents. Examples available at <http://maths.mq.edu.au/~ross/TaggedPDF/>.
- [38] veraPDF. Industry Supported PDF/A Validation. Software, dual-licensed under the GNU General Public License v3 or later (GPLv3+) and Mozilla Public License v2 or later (MPLv2+). <https://verapdf.org>. Wiki: <https://github.com/veraPDF/veraPDF-validation-profiles/wiki>
- [39] World Wide Web Consortium (W3C); Resource Description Format: RDF 1.1 XML Syntax. W3C Recommendation. (February 2014) <https://www.w3.org/TR/rdf-syntax-grammar/>.
- [40] Wikipedia; PDF/A: <https://en.wikipedia.org/wiki/PDF/A>  
PDF/E: <https://en.wikipedia.org/wiki/PDF/E>  
PDF/VT: <https://en.wikipedia.org/wiki/PDF/VT>  
PDF/UA: <https://en.wikipedia.org/wiki/PDF/UA>  
PDF/X: <https://en.wikipedia.org/wiki/PDF/X>

- ▶ Introduction
- ▶ Usage
- ▶ Installing
- ▶ Multilingual and Technical Considerations
- ▶ Bibliography
- ▶ References
- ▶ Implementation
- ▶ Index
- ▶ Change History

## 6. Implementation

```
1 \ifpackageloaded{pdfxmult}{%
2 \PackageError{pdfx}%
3 {^^JThis package may not be used in conjunction with the \space
4 pdfxmult \space package}%
5 {Type \space x <return> \space to exit; or just \space <return> \space
6 to continue without this package.}%
7 \expandafter\let\csname opt@pdfx.sty\endcsname\@empty\endinput
8 }{}%
9 \NeedsTeXFormat{LaTeX2e}
10 \ProvidesPackage{pdfx}
11 [2024/06/24 v1.6.5f PDF/X and PDF/A support (CVR/HTH/RRM/PS)]
12
13 \newif\ifpdfx@noBOM \pdfx@noBOMfalse % use a BOM in the XMP packet
14 \newif\ifpdfx@x \pdfx@xfalse % PDF/X mode
15 \newif\ifpdfx@e \pdfx@efalse % PDF/E mode; not fully implemented yet
16 \newif\ifpdfx@ua \pdfx@uafalse % PDF/UA mode; not fully implemented yet
17 \newif\ifpdfx@vt \pdfx@vtfalse % PDF/VT mode, extension of PDF/X
18 \newif\ifno@iccprofile % used with PDF/X-4p and PDF/X-5pg
19 \newif\ifpdfx@noerr % error messages become just warnings
20 \newif\ifpdfx@omitcharset % used with pdfomitcharset primitive
21
22 \DeclareOption{noerr}{\pdfx@noerrtrue}
23
24 %% Not all combinations of the following parameters are meaningful.
25 \def\xmp@Part{1} % PDF/A part: 1, 2, or 3
26 \def\xmp@Conformance{B} % Conformance level: A, B, or U
27 \def\xmp@ReleaseDate{2005} % 2001 for PDF/X-1, 2005 for PDF/A-1,
28 % 2010 for PDF/A-2, 2012 for PDF/A-3.
29
30 %% with Beamer pgf will have written Resource objects already
31 \newif\ifpdfx@luacheck@needed
32 \ifpackageloaded{pgfcore}{\pdfx@luacheck@neededtrue}{}
33 %% thanks to Ryutaroh Matsumoto for reporting this issue
34
35 \newcount\pdfx@minorversion
36 \newcount\pdfx@majorversion
37 \expandafter\ifx\csname pdfmajorversion\endcsname\relax
38 %% RRM: 20240614 LuaLaTeX may not have this defined
39 \newcount\pdfmajorversion
40 \pdfmajorversion=1\relax
41 \fi
42 \expandafter\ifx\csname pdfminorversion\endcsname\relax
43 %% RRM: 20240614 this could be set in luatex85 package
44 \newcount\pdfminorversion
45 \pdfminorversion=3\relax
46 \fi
47 %% options can change these from the defaults
48 \global\pdfx@majorversion=\the\pdfmajorversion
49 \global\pdfx@minorversion=\the\pdfminorversion
50
```

# Generation of PDF/X- and PDF/A-compliant PDFs with pdfTeX—pdfx.sty

C. V. Radhakrishnan, Hàn Thế Thành, Ross Moore and Peter Selinger

## QUICK LINKS

- ▶ Introduction
- ▶ Usage
- ▶ Installing
- ▶ Multilingual and Technical Considerations
- ▶ Bibliography
- ▶ References
- ▶ Implementation
- ▶ Index
- ▶ Change History

```
51 \def\pdfx@ErrorWarning #1#2#3#4{%
52 \ifpdfx@noerr \PackageWarning{pdfx}{#1.^.^J #2#3.^.^J}%
53 \else \PackageError{pdfx}{#1}{#2#4.^.^J
54 Use option 'noerr' to avoid this message.^.^J}%
55 \fi}
56
57 \def\pdfx@Xvn@message{%
58 \pdfx@ErrorWarning{PDF/X-5n has no default profile}%
59 {Provide your own}; continuing to build a non-valid document}%
60 {, else continue to build a non-valid document}%
61 }
62
63 %% support pdfomitcharset primitive, added to pdfTeX in 2019
64 \DeclareOption{nocharset}{\pdfx@omitcharsettrue}
65 \DeclareOption{usecharset}{\pdfx@omitcharsetfalse}
66
67 %% PDF/A options
68 %% default is to create PDF/A-1b
69 %% options can change this for PDF/X or higher levels of PDF/A
70 \DeclareOption{a-1a}{\global\pdfx@xfalse\def\xmp@Part{1}%
71 \def\xmp@Conformance{A}\def\xmp@ReleaseDate{2005}%
72 \pdfx@omitcharsetfalse}
73 \DeclareOption{a-1b}{\global\pdfx@xfalse\def\xmp@Part{1}%
74 \def\xmp@Conformance{B}\def\xmp@ReleaseDate{2005}%
75 \pdfx@omitcharsetfalse}
76 \DeclareOption{a-2a}{\global\pdfx@xfalse\def\xmp@Part{2}%
77 \def\xmp@Conformance{A}\def\xmp@ReleaseDate{2010}%
78 \pdfx@omitcharsettrue}
79 \DeclareOption{a-2b}{\global\pdfx@xfalse\def\xmp@Part{2}%
80 \def\xmp@Conformance{B}\def\xmp@ReleaseDate{2010}%
81 \pdfx@omitcharsettrue}
82 \DeclareOption{a-2u}{\global\pdfx@xfalse\def\xmp@Part{2}%
83 \def\xmp@Conformance{U}\def\xmp@ReleaseDate{2010}%
84 \pdfx@omitcharsettrue}
85 \DeclareOption{a-3a}{\global\pdfx@xfalse\def\xmp@Part{3}%
86 \def\xmp@Conformance{A}\def\xmp@ReleaseDate{2012}%
87 \pdfx@omitcharsettrue}
88 \DeclareOption{a-3b}{\global\pdfx@xfalse\def\xmp@Part{3}%
89 \def\xmp@Conformance{B}\def\xmp@ReleaseDate{2012}%
90 \pdfx@omitcharsettrue}
91 \DeclareOption{a-3u}{\global\pdfx@xfalse\def\xmp@Part{3}%
92 \def\xmp@Conformance{U}\def\xmp@ReleaseDate{2012}%
93 \pdfx@omitcharsettrue}
94 %%
95 %% PDF/X options
96 %% comments added, using
97 %% https://www.eci.org/_media/downloads/pdfx/pdfx_faq_english_nov05.pdf
98 %% https://en.wikipedia.org/wiki/PDF/X#List_of_the_PDF.2FX_standards
99 %%
100 \DeclareOption{x-1}{\global\pdfx@xtrue\def\xmp@Part{1}% obsolete
101 \def\xmp@Conformance{a}\def\xmp@ReleaseDate{1999}% CMYK only
102 \global\pdfx@minorversion=2\relax
```

# Generation of PDF/X- and PDF/A-compliant PDFs with pdfT<sub>E</sub>X—pdfx.sty

C. V. Radhakrishnan, Hàn Thế Thành, Ross Moore and Peter Selinger

## QUICK LINKS

- ▶ Introduction
- ▶ Usage
- ▶ Installing
- ▶ Multilingual and Technical Considerations
- ▶ Bibliography
- ▶ References
- ▶ Implementation
- ▶ Index
- ▶ Change History

```
103 \pdfx@ErrorWarning{PDF/X-1:1999 is no longer an accepted standard}%
104   {Use option x-1a1 or x-1a3 }; continuing to build a non-valid document}%
105   {, else continue to build a non-valid document.}%
106 }% effectively same as x-1a1
107 \DeclareOption{x-1a}{\global\pdfx@xtrue\def\xmp@Part{1}% CMYK only
108 \def\xmp@Conformance{a}\def\xmp@ReleaseDate{2003}%
109 \global\pdfx@minorversion=3 }% same as x-1a3
110 \DeclareOption{x-1a1}{\global\pdfx@xtrue\def\xmp@Part{1}%
111 \def\xmp@Conformance{a}\def\xmp@ReleaseDate{2001}% ISO 15930-1:2001
112 \global\pdfx@minorversion=3 }
113 \DeclareOption{x-1a3}{\global\pdfx@xtrue\def\xmp@Part{1}%
114 \def\xmp@Conformance{a}\def\xmp@ReleaseDate{2003}% ISO 15930-4:2003
115 \global\pdfx@minorversion=3 }
116 \DeclareOption{x-2}{\global\pdfx@xtrue\def\xmp@Part{2}% XMP Metadata
117 %% \def\xmp@Conformance{} \def\xmp@ReleaseDate{2002}% ISO 15930-2:2003
118 \def\xmp@Conformance{} \def\xmp@ReleaseDate{2003}% ISO 15930-5, withdrawn 2011
119 \global\pdfx@minorversion=4\relax
120 \pdfx@ErrorWarning{PDF/X-2:2003 was never published as a standard}%
121   {Use option x-1a or x-3 }; continuing to build a non-valid document}%
122   {, else continue to build a non-valid document}%
123 }% external OPI workflow, i.e. multiple files involved
124 \DeclareOption{x-3}{\global\pdfx@xtrue\def\xmp@Part{3}% RGB allowed, but rare!
125 \def\xmp@Conformance{} \def\xmp@ReleaseDate{2003}%
126 \global\pdfx@minorversion=4 }% same as x-303
127 \DeclareOption{x-302}{\global\pdfx@xtrue\def\xmp@Part{3}%
128 \def\xmp@Conformance{} \def\xmp@ReleaseDate{2002}% ISO 15930-3:2002
129 \global\pdfx@minorversion=3 }
130 \DeclareOption{x-303}{\global\pdfx@xtrue\def\xmp@Part{3}%
131 \def\xmp@Conformance{} \def\xmp@ReleaseDate{2003}% ISO 15930-6:2003
132 \global\pdfx@minorversion=4 }
133 %% Later versions, yet to be fully implemented
134 \DeclareOption{x-4}{\global\pdfx@xtrue\def\xmp@Part{4}%
135 \def\xmp@Conformance{} \def\xmp@ReleaseDate{2010}% ISO 15930-7:2010
136 \global\pdfx@minorversion=6 }% same as x-410
137 \DeclareOption{x-4p}{\global\pdfx@xtrue\global\no@iccprofiletrue
138 \def\xmp@Part{4}\def\xmp@Conformance{p}\def\xmp@ReleaseDate{2010}%
139 \global\pdfx@minorversion=6 }% same as x-4p10
140 \DeclareOption{x-408}{\global\pdfx@xtrue\def\xmp@Part{4}%
141 \def\xmp@Conformance{} \def\xmp@ReleaseDate{2008}% ISO 15930-7:2008
142 \global\pdfx@minorversion=6 }
143 \DeclareOption{x-410}{\global\pdfx@xtrue\def\xmp@Part{4}%
144 \def\xmp@Conformance{} \def\xmp@ReleaseDate{2010}% ISO 15930-7:2010
145 \global\pdfx@minorversion=6 }
146 \DeclareOption{x-4p08}{\global\pdfx@xtrue\global\no@iccprofiletrue
147 \def\xmp@Part{4}\def\xmp@Conformance{p}\def\xmp@ReleaseDate{2008}%
148 \global\pdfx@minorversion=6 }% ISO 15930-7:2010
149 \DeclareOption{x-4p10}{\global\pdfx@xtrue\global\no@iccprofiletrue
150 \def\xmp@Part{4}\def\xmp@Conformance{p}\def\xmp@ReleaseDate{2010}%
151 \global\pdfx@minorversion=6 }% ISO 15930-7:2010
152 \DeclareOption{x-5}{\global\pdfx@xtrue\def\xmp@Part{5}%
153 \def\xmp@Conformance{g}\def\xmp@ReleaseDate{2008}%
154 \global\pdfx@minorversion=6 }% ISO 15930-8:2010
```

# Generation of PDF/X- and PDF/A-compliant PDFs with pdfT<sub>E</sub>X—pdfx.sty

C. V. Radhakrishnan, Hàn Thế Thành, Ross Moore and Peter Selinger

## QUICK LINKS

- ▶ Introduction
- ▶ Usage
- ▶ Installing
- ▶ Multilingual and Technical Considerations
- ▶ Bibliography
- ▶ References
- ▶ Implementation
- ▶ Index
- ▶ Change History

```
155 \DeclareOption{x-5g}{\global\pdfx@true\def\xmp@Part{5}%
156 \def\xmp@Conformance{g}\def\xmp@ReleaseDate{2008}%
157 \global\pdfx@minorversion=6 }% ISO 15930-8:2010
158 \DeclareOption{x-5n}{\global\pdfx@true %\global\no@iccprofiletrue
159 \def\xmp@Part{5}\def\xmp@Conformance{n}\def\xmp@ReleaseDate{2010}%
160 \global\pdfx@minorversion=6 \pdfx@Xvn@message}% ISO 15930-8:2010
161 \DeclareOption{x-5pg}{\global\pdfx@true\global\no@iccprofiletrue
162 \def\xmp@Part{5}\def\xmp@Conformance{pg}\def\xmp@ReleaseDate{2010}%
163 \global\pdfx@minorversion=6 }% ISO 15930-8:2010
164 \DeclareOption{x-508}{\global\pdfx@true\def\xmp@Part{5}%
165 \def\xmp@Conformance{g}\def\xmp@ReleaseDate{2008}%
166 \global\pdfx@minorversion=6 }% ISO 15930-8:2008
167 \DeclareOption{x-5g08}{\global\pdfx@true\def\xmp@Part{5}%
168 \def\xmp@Conformance{g}\def\xmp@ReleaseDate{2008}%
169 \global\pdfx@minorversion=6 }% ISO 15930-8:2008
170 \DeclareOption{x-5n08}{\global\pdfx@true %\global\no@iccprofiletrue
171 \def\xmp@Part{5}\def\xmp@Conformance{n}\def\xmp@ReleaseDate{2008}%
172 \global\pdfx@minorversion=6 \pdfx@Xvn@message}% ISO 15930-8:2008
173 \DeclareOption{x-5pg08}{\global\pdfx@true\global\no@iccprofiletrue
174 \def\xmp@Part{5}\def\xmp@Conformance{pg}\def\xmp@ReleaseDate{2008}%
175 \global\pdfx@minorversion=6 }% ISO 15930-8:2008
176 \DeclareOption{x-510}{\global\pdfx@true\def\xmp@Part{5}%
177 \def\xmp@Conformance{g}\def\xmp@ReleaseDate{2010}%
178 \global\pdfx@minorversion=6 }% ISO 15930-8:2010
179 \DeclareOption{x-5g10}{\global\pdfx@true\def\xmp@Part{5}%
180 \def\xmp@Conformance{g}\def\xmp@ReleaseDate{2010}%
181 \global\pdfx@minorversion=6 }% ISO 15930-8:2010
182 \DeclareOption{x-5n10}{\global\pdfx@true %\global\no@iccprofiletrue
183 \def\xmp@Part{5}\def\xmp@Conformance{n}\def\xmp@ReleaseDate{2010}%
184 \global\pdfx@minorversion=6 \pdfx@Xvn@message}% ISO 15930-8:2010
185 \DeclareOption{x-5pg10}{\global\pdfx@true\global\no@iccprofiletrue
186 \def\xmp@Part{5}\def\xmp@Conformance{pg}\def\xmp@ReleaseDate{2010}%
187 \global\pdfx@minorversion=6 }% ISO 15930-8:2010
188 %%
189 %% PDF/E options
190 %%
191 \DeclareOption{e}{\global\pdfx@false\global\pdfx@true
192 \def\xmp@Part{1}\def\xmp@Conformance{} \def\xmp@ReleaseDate{2008}%
193 \gdef\thepdfminorversion{6}% same as e-1
194 }
195 \DeclareOption{e-1}{\global\pdfx@false\global\pdfx@true
196 \def\xmp@Part{1}\def\xmp@Conformance{} \def\xmp@ReleaseDate{2008}%
197 \gdef\thepdfminorversion{6}% ISO 24517-1:2008
198 }
199 %% PDF/UA options
200 %%
201 \let\xmp@PDFUA@empty
202 \DeclareOption{ua}{\global\pdfx@u>true % ISO 14289-1:2012, 2014
203 \def\xmp@UAlevel{1}\let\xmp@PDFUA\relax}% same as ua-1
204 \DeclareOption{ua-1}{\global\pdfx@u>true % ISO 14289-1:2012, 2014
205 \def\xmp@UAlevel{1}\let\xmp@PDFUA\relax}
206 %%
```



- ▶ Introduction
- ▶ Usage
- ▶ Installing
- ▶ Multilingual and Technical Considerations
- ▶ Bibliography
- ▶ References
- ▶ Implementation
- ▶ Index
- ▶ Change History

```
207 %% PDF/VT options
208 %%
209 \DeclareOption{vt-1}{\global\pdfx@true\global\pdfx@vttrue
210 \def\xmp@Part{4}\def\xmp@vtPart{1}\def\xmp@Conformance{}}%
211 \def\xmp@vtConformance{}\def\xmp@ReleaseDate{2010}%
212 \gdef\xmpMM@VersionID{1}%
213 \global\pdfx@minorversion=6 }
214 \DeclareOption{vt-2}{\global\pdfx@true\global\pdfx@vttrue
215 \global\no@iccprofiletrue \gdef\xmpMM@VersionID{1}%
216 \def\xmp@Part{5}\def\xmp@vtPart{2}\def\xmp@Conformance{pg}%
217 \def\xmp@vtConformance{}\def\xmp@ReleaseDate{2010}%
218 \global\pdfx@minorversion=6 }
219 \DeclareOption{vt-2s}{\global\pdfx@true\global\pdfx@vttrue
220 \global\no@iccprofiletrue \gdef\xmpMM@VersionID{1}%
221 \def\xmp@Part{5}\def\xmp@vtPart{2}\def\xmp@Conformance{pg}%
222 \def\xmp@vtConformance{s}\def\xmp@ReleaseDate{2010}%
223 \global\pdfx@minorversion=6 }
224
225 %% options to alter PDF minor version, in case needed in special circumstances
226 \DeclareOption{pdf12}{\global\pdfx@minorversion=2 }% 1999
227 \DeclareOption{pdf13}{\global\pdfx@minorversion=3 }% 2001 Acrobat 4 (ISBN 0-201-61588-6)
228 \DeclareOption{pdf14}{\global\pdfx@minorversion=4 }% 2003 Acrobat 5 (ISBN 0-201-75839-3)
229 \DeclareOption{pdf15}{\global\pdfx@minorversion=5 }% 2005 Acrobat 6
230 \DeclareOption{pdf16}{\global\pdfx@minorversion=6 }% 2006 Acrobat 7 (ISBN 0-321-30474-8)
231 \DeclareOption{pdf17}{\global\pdfx@minorversion=7 }% 2008 ISO 32000-1:2008
232 \DeclareOption{pdf20}{% 2020 ISO 32000-2:2020
233 \global\pdfx@majorversion=2 \relax
234 \global\pdfx@minorversion=0 }%
235
236 %% inhibits writing the XMP byte-order marker
237 \DeclareOption{noBOM}{\pdfx@noBOMtrue}
238 \DeclareOption{useBOM}{\pdfx@noBOMfalse}
239
240 %% options for language character macros in XMP metadata
241 \newif\ifcyrxmp
242 \newif\ifcyrKOIxmp
243 \newif\ifgrkxmp
244 \newif\ifgrkLGRxmp
245 \newif\ifhebxml
246 \newif\ifhebHEBxml
247 \newif\ifarxml
248 \newif\ifarmxml
249 \newif\ifarmSCIxml
250 \newif\ifdevxml
251 \newif\ifvnmxml
252 \newif\iflatEXTxml
253 \newif\iflatLATxml
254 \newif\ifipaxml
255 \newif\ifmathxml
256
257 \DeclareOption{latxml}{\global\latEXTxmltrue}
258 \DeclareOption{LATxml}{\global\latLATxmltrue\global\latEXTxmltrue}
```

# Generation of PDF/X- and PDF/A-compliant PDFs with pdf<sub>T</sub>E<sub>X</sub>—pdfx.sty

C. V. Radhakrishnan, Hàn Thế Thành, Ross Moore and Peter Selinger

## QUICK LINKS

- ▶ Introduction
- ▶ Usage
- ▶ Installing
- ▶ Multilingual and Technical Considerations
- ▶ Bibliography
- ▶ References
- ▶ Implementation
- ▶ Index
- ▶ Change History

```
259 \DeclareOption{cyrxmp}{\global\cyrxmptrue}
260 \DeclareOption{KOIxmp}{\global\cyrKOIxmptrue\global\cyrxmptrue}
261 \DeclareOption{grxmp}{\global\grxmptrue}
262 \DeclareOption{LGRxmp}{\global\grkLGRxmptrue\global\grxmptrue}
263 \DeclareOption{hebxmp}{\global\hebxmptrue}
264 \DeclareOption{HEBxmp}{\global\hebHEBxmptrue\global\hebxmptrue}
265 \DeclareOption{arbxmp}{\global\arbxmptrue}
266 \DeclareOption{armxmp}{\global\armxmptrue}
267 \DeclareOption{AR8xmp}{\global\armSCIxmptrue\global\armxmptrue}
268 \DeclareOption{devxmp}{\global\devxmptrue}
269 \DeclareOption{vnmxmp}{\global\vnmxmptrue}
270 \DeclareOption{ipaxmp}{\global\ipaxmptrue\global\latEXTxmptrue}
271 \DeclareOption{mathxmp}{\global\mathxmptrue\global\grxmptrue}
272
273 %% all the above
274 \DeclareOption{allxmp}{%
275   \global\cyrxmptrue
276   \global\cyrKOIxmptrue
277   \global\grxmptrue
278   \global\grkLGRxmptrue
279   \global\hebxmptrue
280   \global\hebHEBxmptrue
281   \global\arbxmptrue
282   \global\armxmptrue
283   \global\armSCIxmptrue
284   \global\devxmptrue
285   \global\vnmxmptrue
286   \global\latEXTxmptrue
287   \global\latLATxmptrue
288   \global\vnmxmptrue
289   \global\ipaxmptrue
290   \global\mathxmptrue
291   \global\let\pdfx@useactivespacestrue\pdfx@useactivespacesfalse
292 }
293
294 \newif\ifpdfx@useactivespaces
295
296 \ExecuteOptions{noBOM,a-1b}
297 \ProcessOptions
298
299 \RequirePackage{ifluatex}
300 \ifpdfx@luacheck@needed
301   \ifluatex
302     \RequirePackage{luatex85}
303   \fi
304 \fi
305
306 \ifpdfx@ua\ifpdfx@x\else
307   \expandafter\if\xmp@Conformance A\else
308     \pdfx@ErrorWarning{PDF/UA requires 'Tagged PDF' for any structure.^J
309     Then PDF/A Conformance must be 'a'}%
310   {Use option 'a-\xmp@Part a'}%
```

# Generation of PDF/X- and PDF/A-compliant PDFs with pdf<sub>T</sub>E<sub>X</sub>—pdfx.sty

C. V. Radhakrishnan, Hàn Thế Thành, Ross Moore and Peter Selinger

## QUICK LINKS

- ▶ Introduction
- ▶ Usage
- ▶ Installing
- ▶ Multilingual and Technical Considerations
- ▶ Bibliography
- ▶ References
- ▶ Implementation
- ▶ Index
- ▶ Change History

```
311  {; continuing with a likely invalid document}%
312  {, or continue for a likely invalid document}%
313  %% \gdef\mp@Conformance{A}% do we want this?
314  \fi\fi\fi
315
316  \expandafter\ifx\csname pdflastobj\endcsname\relax
317  \else
318  \ifnum\pdflastobj >\z@ % pdf/luatex has already written objects
319  % e.g. by pgfcore, called from Beamer or other class
320  \ifnum\pdfx@minorversion=\pdfminorversion\else
321  \PackageError{pdfx}%
322  {^^J(pdfx) Cannot change the \string\pdfminorversion^^J%
323  (pdfx) PDF version remains at \the\pdfmajorversion.\the\pdfminorversion.^^J%
324  (pdfx) Use \string\pdfmajorversion=\the\pdfx@majorversion\space^^J%
325  and \string\pdfminorversion=\the\pdfx@minorversion\space
326  before \string\documentclass}%
327  {(pdfx) Another package or document-class has written objects into the PDF.^^J%
328  (pdfx) Hit return to continue with PDF version %
329  \the\pdfmajorversion.\the\pdfminorversion.}%
330  \global\pdfx@majorversion=\the\pdfmajorversion
331  \global\pdfx@minorversion=\the\pdfminorversion
332  \fi
333  \else
334  \global\pdfmajorversion\pdfx@majorversion
335  \global\pdfminorversion\pdfx@minorversion
336  \fi
337  \fi
338
339  \expandafter\ifx\csname thepdfminorversion\endcsname\relax
340  \expandafter\ifx\csname pdfminorversion\endcsname\relax
341  \else
342  \xdef\thepdfmajorversion{\the\pdfmajorversion}
343  \xdef\thepdfminorversion{\the\pdfminorversion}
344  \fi\fi
345
346  \expandafter\ifx\csname pdfminorversion\endcsname\relax
347  \gdef\thepdfminorversion{4}% assumed with XeTeX
348  \def\pdf@minorversion@xetex=#1{\gdef\thepdfminorversion{#1}}%
349  \let\pdfminorversion\pdf@minorversion@xetex
350  \else
351  \ifnum\pdfmajorversion > 1\relax
352  \pdfminorversion=3\relax
353  %% else some JPG graphics with DCT encoding will fail
354  \else
355  \ifnum\pdfminorversion < 4\relax
356  \ifpdfx@x
357  % more testing needed with PDF/X
358  \else
359  \pdfminorversion=4\relax % assumed for PDF/A ; options may change this for PDF/X
360  \gdef\thepdfminorversion{4}%
361  \fi
362  \else
```

# Generation of PDF/X- and PDF/A-compliant PDFs with pdf<sub>T</sub>E<sub>X</sub>—pdfx.sty

C. V. Radhakrishnan, Hàn Thế Thành, Ross Moore and Peter Selinger

## QUICK LINKS

- ▶ Introduction
- ▶ Usage
- ▶ Installing
- ▶ Multilingual and Technical Considerations
- ▶ Bibliography
- ▶ References
- ▶ Implementation
- ▶ Index
- ▶ Change History

```
363 \ifnum\pdfminorversion<\thepdfminorversion\relax
364 \global\pdfminorversion=\thepdfminorversion\relax
365 \fi
366 \fi
367 \fi
368 \fi
369 \expandafter\ifx\csname pdfresetpageorigin\endcsname\relax\else
370 \pdfresetpageorigin=0
371 \fi
372
373 \expandafter\ifx\csname pdfomitcharset\endcsname\relax
374 \else
375 \ifpdfx@omitcharset
376 \pdfomitcharset = 1 %
377 %% do not create /Charset listings of font glyphs;
378 %% optional for PDF/A-2,3 and PDF 2.x
379 \else
380 \pdfomitcharset = 0 %
381 %% create the /Charset listings of font glyphs, required with PDF/A-1
382 \fi
383 \fi
384
385 \newif\ifpdfx@nopdfinfo
386 \ifmathxmp\pdfx@nopdfinfotrue
387 \else
388 \iflatLATxmp\pdfx@nopdfinfotrue
389 \else
390 \ifgrkLGRxmp\pdfx@nopdfinfotrue
391 \else
392 \ifhebHEBxmp\pdfx@nopdfinfotrue
393 \else
394 \ifcyrKOIxmp\pdfx@nopdfinfotrue
395 \else
396 \ifarmSCIxmp\pdfx@nopdfinfotrue
397 \fi\fi\fi\fi\fi\fi
398
399 \iflatLATxmp\pdfx@useactivespacestrue\fi
400 \ifgrkLGRxmp\pdfx@useactivespacestrue\fi
401 \ifhebHEBxmp\pdfx@useactivespacestrue\fi
402 \ifcyrKOIxmp\pdfx@useactivespacestrue\fi
403 \ifarmSCIxmp\pdfx@useactivespacestrue\fi
404
405 \newif\ifpdfx@transliterated
406 \ifgrkLGRxmp\pdfx@transliteratedtrue\fi
407 \ifhebHEBxmp\pdfx@transliteratedtrue\fi
408 \ifarmSCIxmp\pdfx@transliteratedtrue\fi
409
410 \RequirePackage{iftex}
411 \RequirePackage{ifpdf}
412 %\expandafter\show\csname ifpdf\endcsname
413 %% Support for pdfTeX primitives when using XeTeX:
414 \RequirePackage{ifxetex}
```

## QUICK LINKS

- ▶ Introduction
- ▶ Usage
- ▶ Installing
- ▶ Multilingual and Technical Considerations
- ▶ Bibliography
- ▶ References
- ▶ Implementation
- ▶ Index
- ▶ Change History

```
415%\expandafter\show\csname ifpdf\endcsname
416\ifxetex
417 \def\pdfx@pages@xetex#1{\special{pdf:put @pages <<#1>>}}
418 \def\pdfx@pageattr@xetex#1{\special{pdf:put @thispage <<#1>>}}
419 \def\pdfx@docinfo@xetex#1{\special{pdf:put @docinfo <<#1>>}}
420 \def\pdfx@catalog@xetex#1{\special{pdf:put @catalog <<#1>>}}
421 \def\pdfx@mapline@xetex#1{\special{pdf:mapline #1}}% does this work ??
422%% \def\pdfx@mapline@xetex#1{}
423 \def\pdf@compress@xetex=#1{}
424%%
425 \let\pdfpagesattr\pdfx@pages@xetex
426 \let\pdfinfo\pdfx@docinfo@xetex
427 \let\pdfcatalog\pdfx@catalog@xetex
428 \let\pdfmapline\pdfx@mapline@xetex
429 \let\pdfcompresslevel\pdf@compress@xetex
430 \let\pdfobjcompresslevel\pdf@compress@xetex
431 \fi
432
433%%\newif\ifpdfx@pdfmark % control future support for dvips
434
435\RequirePackage{everyshi}
436\RequirePackage{ifluatex}
437\ifluatex
438 \IfFileExists{luatex85.sty}{% 2016+
439 \RequirePackage{luatex85}%
440 \edef\pdfcreationdate{\pdfcreationdate}%
441 }{% earlier versions
442 }%
443 \RequirePackage{pdftexcmds}%
444 \let\pdfx@mdfivesum\pdf@mdfivesum
445% \let\pdfescapestring\pdf@escapestring
446 \long\def\pdf@escapestring@byte #1{%
447 \directlua {oberdiek.pdftexcmds.escapestring("{#1}", "byte")}}%
448 %\let\pdf@escapestring\pdf@escapestring@byte
449 \else
450 \ifxetex
451 \expandafter\ifx\csname mdfivesum\endcsname\relax
452 % too early a version of XeTeX
453 \let\pdfx@mdfivesum\relax
454 \else
455 % since mid-2015
456 \let\pdfx@mdfivesum\mdfivesum
457 \fi
458 \else
459 \let\pdfx@mdfivesum\pdfmdfivesum
460 \fi
461 \fi
462 \def\pdfx@encodingfile{l8u-penc.def}
463
464 \expandafter\ifx\csname pdftexbanner\endcsname\relax
465 \expandafter\ifx\csname luatexbanner\endcsname\relax
466 \else % luatex85
```

- ▶ Introduction
- ▶ Usage
- ▶ Installing
- ▶ Multilingual and Technical Considerations
- ▶ Bibliography
- ▶ References
- ▶ Implementation
- ▶ Index
- ▶ Change History

```
467 \let\pdftexbanner\luatexbanner
468 \fi
469 \else % pdfTeX, but which version ???
470 {\endlinechar=-1
471 \everyeof{\noexpand}%
472 \xdef\pdfx@bannerstring{\expandafter\scantokens\expandafter{\pdftexbanner}}
473 }%
474 \def\pdfx@testbannerstr{%
475 This is pdfTeX, Version 3.14159265-2.6-1.40.15 (TeX Live 2014/dev)
476 kpathsea version 6.2.0dev}%
477 \ifx\pdfx@bannerstring\pdfx@testbannerstr
478 \typeout{This version of pdfTeX cannot write out upper-range character bytes,
479 128-255.}%
480 \typeout{Any UTF-8 Unicode characters in the Metadata will not be written
481 correctly.}%
482 \typeout{Please update to a more stable version of pdfTeX.^^J}%
483 \fi
484 \fi
485
486 %% How to support XeTeX here ?
487 \ifpdfx@x
488 \pdfobjcompresslevel=0 \relax
489 \expandafter\ifx\csname pdfinterwordspaceoff\endcsname\relax\else
490 \pdfinterwordspaceoff
491 \let\pdfinterwordspaceon\pdfinterwordspaceoff
492 \let\pdfinterwordspace\relax
493 \fi
494 \expandafter\ifx\csname pdfgeninterwordspace\endcsname\relax\else
495 \pdfgeninterwordspace=0 \relax
496 \fi
497 \begingroup
498 \expandafter\ifx\csname stockwidth\endcsname\relax\else
499 \ifdim\stockwidth=\z@ %% 20240528
500 \else
501 %% 20231023 support for memoir's stockwidth/height
502 \let\paperwidth\stockwidth
503 \let\paperheight\stockheight
504 \fi \fi
505 \dimen0=0.996264009963\paperwidth\relax
506 \edef\pdfx@mwidth{\strip@pt\dimen0}%
507 \advance\dimen0 -25\p@
508 \edef\pdfx@twidth{\strip@pt\dimen0}%
509 \dimen0=0.996264009963\paperheight\relax
510 \edef\pdfx@mheight{\strip@pt\dimen0}%
511 \advance\dimen0 -20\p@
512 \edef\pdfx@theight{\strip@pt\dimen0}%
513 \ifxetex
514 \xdef\pdfx@everypage@xetex{%
515 /MediaBox[0 0 \pdfx@mwidth\space \pdfx@mheight]^^J
516 /BleedBox[0 0 \pdfx@mwidth\space \pdfx@mheight]^^J
517 /CropBox[0 0 \pdfx@mwidth\space \pdfx@mheight]^^J
518 /TrimBox[25 20 \pdfx@twidth\space \pdfx@theight]%
```

# Generation of PDF/X- and PDF/A-compliant PDFs with pdfT<sub>E</sub>X—pdfx.sty

C. V. Radhakrishnan, Hàn Thế Thành, Ross Moore and Peter Selinger

## QUICK LINKS

- ▶ Introduction
- ▶ Usage
- ▶ Installing
- ▶ Multilingual and Technical Considerations
- ▶ Bibliography
- ▶ References
- ▶ Implementation
- ▶ Index
- ▶ Change History

```
519 }%
520 \fi
521 \edef\next{\endgroup\pdfpagesattr{%
522 /MediaBox[0 0 \pdfx@mwidth\space \pdfx@mheight]^J
523 %% /ArtBox[0 0 \pdfx@mwidth\space \pdfx@mheight]^J
524 /BleedBox[0 0 \pdfx@mwidth\space \pdfx@mheight]^J
525 /CropBox[0 0 \pdfx@mwidth\space \pdfx@mheight]^J
526 /TrimBox[25 20 \pdfx@twidth\space \pdfx@theight]}
527 }\next
528 \ifxetex
529 \AtBeginDvi{%
530 \expandafter\immediate\pdfx@pageattr@xetex{\pdfx@everypage@xetex}}%
531 \EveryShipout{%
532 \expandafter\immediate\pdfx@pageattr@xetex{\pdfx@everypage@xetex}}%
533 \else
534 \EveryShipout{%
535 \expandafter\ifx\expandafter\relax\the\pdfpageattr\relax
536 \immediate\pdfpageattr\expandafter{\the\pdfpagesattr}%
537 \fi }%
538 \fi
539 \else
540 %% PDF/A-1b doesn't allow object compression
541 \ifnum\xmp@ReleaseDate=2005\relax
542 \expandafter\ifx\csname pdfobjcompresslevel\endcsname\relax
543 \else
544 \pdfobjcompresslevel=0\relax
545 \fi \fi
546 \fi
547 \ifxetex
548 %% How to support XeTeX here ?
549 \else
550 \ifnum\thepdfminorversion >3 \relax
551 \expandafter\ifx\csname pdfsuppresswarningdupmap\endcsname\relax
552 \expandafter\ifx\csname pdfmapline\endcsname\relax
553 \else
554 \pdfmapline{+dummy-space <dummy-space.pfb}
555 \fi
556 \else
557 \advance\pdfsuppresswarningdupmap 1
558 \pdfmapline{+dummy-space <dummy-space.pfb}
559 \advance\pdfsuppresswarningdupmap -1
560 \fi
561 \expandafter\ifx\csname pdfgeninterwordspace\endcsname\relax\else
562 \pdfgeninterwordspace=1 \relax
563 \fi
564 \fi
565 \fi
566
567 \ifluatex\else\ifxetex\else
568 \@ifpackageloaded{inputenc}{%
569 }{%
570 \RequirePackage{inputenc}
```

- ▶ Introduction
- ▶ Usage
- ▶ Installing
- ▶ Multilingual and Technical Considerations
- ▶ Bibliography
- ▶ References
- ▶ Implementation
- ▶ Index
- ▶ Change History

```
571 % allow this to be loaded again cleanly
572 \expandafter\let\csname ver@inputenc.sty\endcsname\relax
573 }
574 \fi\fi
575
576 %% pseudo-declare the L8U encoding
577 \expandafter\let\csname L8U-cmd\expandafter\endcsname\csname OT1-cmd\endcsname
578 \@namedef{T@L8U}{}%
579 \@namedef{D@L8U}{}%
580 \@namedef{M@L8U}{}%
581
582 %% adjust to LaTeX's 2018 change to the default encoding
583 \def\pdfx@utfencodingname{utf8}%
584 \def\pdfx@RawInputEncoding{%
585 % \begingroup
586 % \@tempcnta=0
587 % % print out the catcodes of chars < 32
588 % \loop
589 % \typeout{\the\@tempcnta: \expandafter\the\catcode\@tempcnta}%
590 % \advance\@tempcnta\@ne
591 % \ifnum\@tempcnta<32
592 % \repeat
593 % \endgroup
594 \UseRawInputEncoding
595 }
596 \expandafter\ifx\csname inputencodingname\endcsname\relax
597 \else
598 \def\pdfx@restoreencoding#1{%
599 \@tempcnta=1\relax
600 \loop
601 % \catcode\@tempcnta=13\relax
602 \advance\@tempcnta\@ne
603 \ifnum\@tempcnta<8\relax
604 \repeat
605 \catcode11=13 \relax
606 \@tempcnta=14\relax
607 \loop
608 % \catcode\@tempcnta=13\relax
609 \advance\@tempcnta\@ne
610 \ifnum\@tempcnta<31 \relax
611 \repeat
612 \@tempcnta=128\relax
613 \loop
614 % \catcode\@tempcnta=13\relax
615 \advance\@tempcnta\@ne
616 \ifnum\@tempcnta<256
617 \repeat
618 % {\tracingall
619 % \ifx\inputencodingname\pdfx@utfencodingname\else
620 \let\inputencodingname\relax %% kill previous
621 % \fi
622 \inputencoding{#1}%}
```



- ▶ Introduction
- ▶ Usage
- ▶ Installing
- ▶ Multilingual and Technical Considerations
- ▶ Bibliography
- ▶ References
- ▶ Implementation
- ▶ Index
- ▶ Change History

```
623 \let\LastDeclaredEncoding\pdfx@LastDeclaredEncoding
624 \let\DeclareFontEncoding@\pdfx@DeclareFontEncoding@
625 \let\DeclareUnicodeCharacter\pdfx@DeclareUnicodeCharacter
626 }%
627 \AtEndOfPackage{\pdfx@restoreencoding\pdfx@inputencodingname}%
628 \let\pdfx@inputencodingname\inputencodingname
629 \global\let\pdfx@DeclareUnicodeCharacter\DeclareUnicodeCharacter
630 \global\let\pdfx@DeclareFontEncoding@\DeclareFontEncoding@
631 % \@tempcnta=0
632 % \loop
633 % \typeout{\the\@tempcnta: \expandafter\the\catcode\@tempcnta}%
634 %% \expandafter\showthe\catcode\@tempcnta
635 % \advance\@tempcnta\@ne
636 % \ifnum\@tempcnta<32
637 % \repeat
638 %\show\UseRawInputEncoding
639 %% if the encoding is utf8 then don't change it here â?? wrong!
640 % \ifx\inputencodingname\pdfx@utfencodingname\else
641 % \expandafter\expandafter
642 \expandafter\pdfx@RawInputEncoding %\fi
643 \fi
644 \InputIfFileExists{\pdfx@encodingfile}{}{}
645 \expandafter\ifx\curname pdfx@inputencodingname\endcurname\relax
646 \else
647 \let\inputencodingname\pdfx@inputencodingname
648 %% \global\let\DeclareUnicodeCharacter\pdfx@DeclareUnicodeCharacter
649 %% \global\let\DeclareFontEncoding@\DeclareFontEncoding@saved
650 \global\let\pdfx@LastDeclaredEncoding\LastDeclaredEncoding
651 \expandafter\inputencoding\expandafter{\inputencodingname}%
652 \fi
653
654 %%-----
655 %% Macros for reading XMP data with special catcodes. Usage:
656 %%
657 %% \xmp@parse{continuation}{data}
658 %%
659 %% The effect is to read the data with special catcodes: '<', '>', and
660 %% '&' are "active", and '^', '_', '#', '$', '~' are "other". The data
661 %% is then bound to the locally scoped name \@this, and the
662 %% continuation is called.
663 \def\xmp@parse#1{%
664 \begingroup
665 \catcode`\<=13\catcode`\>=13\catcode`\&=13\catcode`\^=12
666 \catcode`\_ =12\catcode`\#=12\catcode`\$=12\catcode`\~=12
667 \ifpdfx@useactivespaces\obeyspaces\fi % capture spaces as active characters
668 \xmp@doparse{#1}%
669 }
670 \def\afterxmp@parse{}% methods may change this
671 \def\xmp@doparse#1#2{%
672 \def\@this{#2}#1
673 \endgroup
674 % do any post-processing
```

- ▶ Introduction
- ▶ Usage
- ▶ Installing
- ▶ Multilingual and Technical Considerations
- ▶ Bibliography
- ▶ References
- ▶ Implementation
- ▶ Index
- ▶ Change History

```
675 \afterxmp@parse
676 \def\afterxmp@parse{%
677 }
678
679 %%-----
680 %% Local commands. They are only brought into scope during the reading
681 %% of xmpdata. Some fields can have a 'xml:lang' attribute; others must have.
682 %% LANG values as in: (BCP 47) https://tools.ietf.org/html/rfc5646#appendix-A
683 %%
684 \def\xmp@lang@Default{x-default}
685 \let\xmp@lang@Title\xmp@lang@Default
686 \let\xmp@lang@Author\xmp@lang@Default
687 \let\xmp@lang@Keywords\xmp@lang@Default
688 \let\xmp@lang@Subject\xmp@lang@Default
689 %%\def\xmp@lang@CreatorTool{\xmp@lang@Default}
690 \let\xmp@lang@Producer\xmp@lang@Default
691 %%\def\xmp@lang@Volume{\xmp@lang@Default}
692 %%\def\xmp@lang@Issue{\xmp@lang@Default}
693 \let\xmp@lang@Copyright\xmp@lang@Default
694 \let\xmp@lang@PublicationType\xmp@lang@Default
695 \let\xmp@lang@Publisher\xmp@lang@Default
696 \let\xmp@lang@Coverage\xmp@lang@Default
697 \let\xmp@lang@Contributor\xmp@lang@Default
698 \let\xmp@lang@Relation\xmp@lang@Default
699 %% PRISM fields
700 \let\xmp@lang@CoverDisplayDate\xmp@lang@Default
701 \let\xmp@lang@JournalTitle\xmp@lang@Default
702 %%\def\xmp@lang@JournalNumber{\xmp@lang@Default}
703 %% xmp: & xmpRights: fields
704 \let\xmp@lang@Advisory\xmp@lang@Default
705 \let\xmp@lang@Identifier\xmp@lang@Default
706 \let\xmp@lang@Nickname\xmp@lang@Default
707 \let\xmp@lang@Owner\xmp@lang@Default
708
709 %% some validators require a language attribute for
710 %% dc:title set via \Title
711 %% dc:description set via \Subject
712 %% dc:rights set via \Copyright
713 %% xmpRights:UsageTerms set via \Copyright
714 %%
715 {\catcode `\" 12 \catcode`\: 12 \catcode`\= 12
716 \gdef\pdfx@xmp@checklang#1{%
717 \ifx #1\xmp@lang@Default\else\space xml:lang="#1"\fi}
718 \gdef\pdfx@xmp@strictlang#1{\space xml:lang="#1"}
719}% end of \catcodes
720 \let\xmp@checklang\pdfx@xmp@checklang
721 \let\xmp@strictlang\pdfx@xmp@strictlang
722
723 \newcommand{\pdfx@Title}[1][]{%
724 \ifx\relax#1\relax\else\gdef\xmp@lang@Title{#1}\fi
725 \xmp@parse{\global\let\xmp@Title\@this}}
726
```

# Generation of PDF/X- and PDF/A-compliant PDFs with pdfT<sub>E</sub>X—pdfx.sty

C. V. Radhakrishnan, Hàn Thế Thành, Ross Moore and Peter Selinger

## QUICK LINKS

- ▶ Introduction
- ▶ Usage
- ▶ Installing
- ▶ Multilingual and Technical Considerations
- ▶ Bibliography
- ▶ References
- ▶ Implementation
- ▶ Index
- ▶ Change History

```
727 %% allow for multiple authors, keywords and languages
728 %% also: contributor, date, relation, type, thumbnails
729 %% and AuthoritativeDomain, Advisory, Identifier, Owner
730 \newcommand{\pdfx@Author}[1][]{%
731   \ifx\relax#1\relax\else\gdef\xmp@lang@Author{#1}\fi
732   \def\afterxmp@parse{\let\Author\pdfx@extraAuthor}%
733   \xmp@parse{\global\let\xmp@Author\@this}}
734 \newcommand{\pdfx@Keywords}[1][]{%
735   \ifx\relax#1\relax\else\gdef\xmp@lang@Keywords{#1}\fi
736   \def\afterxmp@parse{\let\Keywords\pdfx@extraKeywords}%
737   \xmp@parse{\global\let\xmp@Keywords\@this}}
738 \newcommand{\pdfx@Language}{%
739   \def\afterxmp@parse{\let\Language\pdfx@extraLanguages}%
740   \xmp@parse{\global\let\xmp@Language\@this}}
741
742 \newcommand{\pdfx@AuthoritativeDomain}{%
743   \def\afterxmp@parse{\let\AuthoritativeDomain\pdfx@extraAuthoritativeDomain}%
744   \xmp@parse{\global\let\xmp@AuthoritativeDomain\@this}}
745 \newcommand{\pdfx@Date}{%
746   \def\afterxmp@parse{\let\Date\pdfx@extraDate}%
747   \xmp@parse{\global\let\xmp@Date\@this}}
748 \newcommand{\pdfx@Contributor}[1][]{%
749   \ifx\relax#1\relax\else\gdef\xmp@lang@Contributor{#1}\fi
750   \def\afterxmp@parse{\let\Contributor\pdfx@extraContributor}%
751   \xmp@parse{\global\let\xmp@Contributor\@this}}
752 \newcommand{\pdfx@Relation}[1][]{%
753   \ifx\relax#1\relax\else\gdef\xmp@lang@Relation{#1}\fi
754   \def\afterxmp@parse{\let\Relation\pdfx@extraRelation}%
755   \xmp@parse{\global\let\xmp@Relation\@this}}
756 %% \newcommand{\pdfx@Type}[1][]{%
757 %%   \ifx\relax#1\relax\else\gdef\xmp@lang@Type{#1}\fi
758 %%   \def\afterxmp@parse{\let\Type\pdfx@extraType}%
759 %%   \xmp@parse{\global\let\xmp@Type\@this}}
760
761 \newcommand{\pdfx@Advisory}[1][]{%
762   \ifx\relax#1\relax\else\gdef\xmp@lang@Advisory{#1}\fi
763   \def\afterxmp@parse{\let\Advisory\pdfx@extraAdvisory}%
764   \xmp@parse{\global\let\xmp@Advisory\@this}}
765 \newcommand{\pdfx@Identifier}[1][]{%
766   \ifx\relax#1\relax\else\gdef\xmp@lang@Identifier{#1}\fi
767   \def\afterxmp@parse{\let\Identifier\pdfx@extraIdentifier}%
768   \xmp@parse{\global\let\xmp@Identifier\@this}}
769 \newcommand{\pdfx@Nickname}[1][]{%
770   \ifx\relax#1\relax\else\gdef\xmp@lang@Nickname{#1}\fi
771   \def\afterxmp@parse{\let\Identifier\pdfx@extraNickname}%
772   \xmp@parse{\global\let\xmp@Nickname\@this}}
773 \newcommand{\pdfx@Thumbnails}{%
774   \def\afterxmp@parse{\let\Thumbnails\pdfx@extraThumbnails}%
775   \xmp@parse{\global\let\xmp@Thumbnails\@this}}
776
777 \newcommand{\pdfx@Owner}[1][]{%
778   \ifx\relax#1\relax\else\gdef\xmp@lang@Owner{#1}\fi
```

# Generation of PDF/X- and PDF/A-compliant PDFs with pdfT<sub>E</sub>X—pdfx.sty

C. V. Radhakrishnan, Hàn Thế Thành, Ross Moore and Peter Selinger

## QUICK LINKS

- ▶ Introduction
- ▶ Usage
- ▶ Installing
- ▶ Multilingual and Technical Considerations
- ▶ Bibliography
- ▶ References
- ▶ Implementation
- ▶ Index
- ▶ Change History

```
779 \def\afterxmp@parse{\let\Owner\pdfx@extraOwner}%
780 \xmp@parse{\global\let\xmp@Owner\@this}}
781
782 {\obeyspaces%
783 \ifpdfx@useactivespaces\gdef\pdfx@insert@sep{\sep }%
784 \else\gdef\pdfx@insert@sep{\sep}\fi%
785 }
786 \newcommand{\pdfx@extraAuthor}[1][{}]{%
787 \ifx\relax#1\relax
788 \expandafter\expandafter\expandafter\gdef
789 \expandafter\expandafter\expandafter\xmp@Author
790 \expandafter\expandafter\expandafter{%
791 \expandafter\xmp@Author\pdfx@insert@sep}%
792 \else
793 \expandafter\expandafter\expandafter\gdef
794 \expandafter\expandafter\expandafter\xmp@Author
795 \expandafter\expandafter\expandafter{%
796 \expandafter\xmp@Author\pdfx@insert@sep[#1]}%
797 \fi
798 \def\afterxmp@parse{%
799 \expandafter\expandafter\expandafter\gdef
800 \expandafter\expandafter\expandafter\xmp@Author
801 \expandafter\expandafter\expandafter{%
802 \expandafter\xmp@Author\xmp@extraAuthor}%
803 }%
804 \xmp@parse{\global\let\xmp@extraAuthor\@this}%
805 }%
806 \newcommand{\pdfx@extraKeywords}[1][{}]{%
807 \ifx\relax#1\relax
808 \expandafter\expandafter\expandafter\gdef
809 \expandafter\expandafter\expandafter\xmp@Keywords
810 \expandafter\expandafter\expandafter{%
811 \expandafter\xmp@Keywords\pdfx@insert@sep}%
812 \else%
813 \expandafter\expandafter\expandafter\gdef
814 \expandafter\expandafter\expandafter\xmp@Keywords
815 \expandafter\expandafter\expandafter{%
816 \expandafter\xmp@Keywords\pdfx@insert@sep[#1]}%
817 \fi%
818 \def\afterxmp@parse{%
819 \expandafter\expandafter\expandafter\gdef
820 \expandafter\expandafter\expandafter\xmp@Keywords
821 \expandafter\expandafter\expandafter{%
822 \expandafter\xmp@Keywords\xmp@extraKeywords}}%
823 \xmp@parse{\global\let\xmp@extraKeywords\@this}%
824 }%
825 \newcommand{\pdfx@extraLanguages}{%
826 \expandafter\expandafter\expandafter\gdef
827 \expandafter\expandafter\expandafter\xmp@Language
828 \expandafter\expandafter\expandafter{%
829 \expandafter\xmp@Language\pdfx@insert@sep}%
830 \def\afterxmp@parse{%
```

# Generation of PDF/X- and PDF/A-compliant PDFs with pdfT<sub>E</sub>X—pdfx.sty

C. V. Radhakrishnan, Hàn Thế Thành, Ross Moore and Peter Selinger

## QUICK LINKS

- ▶ Introduction
- ▶ Usage
- ▶ Installing
- ▶ Multilingual and Technical Considerations
- ▶ Bibliography
- ▶ References
- ▶ Implementation
- ▶ Index
- ▶ Change History

```
831 \expandafter\expandafter\expandafter\gdef
832 \expandafter\expandafter\expandafter\xmp@Language
833 \expandafter\expandafter\expandafter{%
834 \expandafter\xmp@Language\xmp@extraLanguages}}%
835 \xmp@parse{\global\let\xmp@extraLanguages\@this}%
836 }%
837
838 \newcommand{\pdfx@extraContributor}[1][{}]{%
839 \ifx\relax#1\relax
840 \expandafter\expandafter\expandafter\gdef
841 \expandafter\expandafter\expandafter\xmp@Contributor
842 \expandafter\expandafter\expandafter{%
843 \expandafter\xmp@Contributor\pdfx@insert@sep}%
844 \else
845 \expandafter\expandafter\expandafter\gdef
846 \expandafter\expandafter\expandafter\xmp@Contributor
847 \expandafter\expandafter\expandafter{%
848 \expandafter\xmp@Contributor\pdfx@insert@sep[#1]}%
849 \fi
850 \def\afterxmp@parse{%
851 \expandafter\expandafter\expandafter\gdef
852 \expandafter\expandafter\expandafter\xmp@Contributor
853 \expandafter\expandafter\expandafter{%
854 \expandafter\xmp@Contributor\xmp@extraContributor}%
855 }%
856 \xmp@parse{\global\let\xmp@extraContributor\@this}%
857 }%
858
859 \newcommand{\pdfx@extraAuthoritativeDomain}{%
860 \expandafter\expandafter\expandafter\gdef
861 \expandafter\expandafter\expandafter\xmp@AuthoritativeDomain
862 \expandafter\expandafter\expandafter{%
863 \expandafter\xmp@AuthoritativeDomain\pdfx@insert@sep}%
864 \def\afterxmp@parse{%
865 \expandafter\expandafter\expandafter\gdef
866 \expandafter\expandafter\expandafter\xmp@AuthoritativeDomain
867 \expandafter\expandafter\expandafter{%
868 \expandafter\xmp@AuthoritativeDomain\xmp@extraAuthoritativeDomain}%
869 }%
870 \xmp@parse{\global\let\xmp@extraAuthoritativeDomain\@this}%
871 }%
872
873 \newcommand{\pdfx@extraDate}{%
874 \expandafter\expandafter\expandafter\gdef
875 \expandafter\expandafter\expandafter\xmp@Date
876 \expandafter\expandafter\expandafter{%
877 \expandafter\xmp@Date\pdfx@insert@sep}%
878 \def\afterxmp@parse{%
879 \expandafter\expandafter\expandafter\gdef
880 \expandafter\expandafter\expandafter\xmp@Date
881 \expandafter\expandafter\expandafter{%
882 \expandafter\xmp@Date\xmp@extraDate}%
```

# Generation of PDF/X- and PDF/A-compliant PDFs with pdfT<sub>E</sub>X—pdfx.sty

C. V. Radhakrishnan, Hàn Thế Thành, Ross Moore and Peter Selinger

## QUICK LINKS

- ▶ Introduction
- ▶ Usage
- ▶ Installing
- ▶ Multilingual and Technical Considerations
- ▶ Bibliography
- ▶ References
- ▶ Implementation
- ▶ Index
- ▶ Change History

```
883 }%
884 \xmp@parse{\global\let\xmp@extraDate\@this}%
885 }%
886
887 \newcommand{\pdfx@extraRelation}[1][]{%
888 \ifx\relax#1\relax
889 \expandafter\expandafter\expandafter\gdef
890 \expandafter\expandafter\expandafter\xmp@Relation
891 \expandafter\expandafter\expandafter{%
892 \expandafter\xmp@Relation\pdfx@insert@sep}%
893 \else
894 \expandafter\expandafter\expandafter\gdef
895 \expandafter\expandafter\expandafter\xmp@Relation
896 \expandafter\expandafter\expandafter{%
897 \expandafter\xmp@Relation\pdfx@insert@sep[#1]}%
898 \fi
899 \def\afterxmp@parse{%
900 \expandafter\expandafter\expandafter\gdef
901 \expandafter\expandafter\expandafter\xmp@Relation
902 \expandafter\expandafter\expandafter{%
903 \expandafter\xmp@Relation\xmp@extraRelation}%
904 }%
905 \xmp@parse{\global\let\xmp@extraRelation\@this}%
906 }%
907
908 %%\newcommand{\pdfx@extraType}[1][]{%
909 %% \show\xmp@Type
910 %% \ifx\relax#1\relax
911 %% \expandafter\expandafter\expandafter\gdef
912 %% \expandafter\expandafter\expandafter\xmp@Type
913 %% \expandafter\expandafter\expandafter{%
914 %% \expandafter\xmp@Type\pdfx@insert@sep}%
915 %% \else
916 %% \expandafter\expandafter\expandafter\gdef
917 %% \expandafter\expandafter\expandafter\xmp@Type
918 %% \expandafter\expandafter\expandafter{%
919 %% \expandafter\xmp@Type\pdfx@insert@sep[#1]}%
920 %% \fi
921 %% \def\afterxmp@parse{%
922 %% \expandafter\expandafter\expandafter\gdef
923 %% \expandafter\expandafter\expandafter\xmp@Type
924 %% \expandafter\expandafter\expandafter{%
925 %% \expandafter\xmp@Type\xmp@extraType}%
926 %% \show\xmp@Type
927 %% }%
928 %% \xmp@parse{\global\let\xmp@extraType\@this}%
929 %% }%
930
931 \newcommand{\pdfx@extraAdvisory}[1][]{%
932 \ifx\relax#1\relax
933 \expandafter\expandafter\expandafter\gdef
934 \expandafter\expandafter\expandafter\xmp@Advisory
```

# Generation of PDF/X- and PDF/A-compliant PDFs with pdfT<sub>E</sub>X—pdfx.sty

C. V. Radhakrishnan, Hàn Thế Thành, Ross Moore and Peter Selinger

## QUICK LINKS

- ▶ Introduction
- ▶ Usage
- ▶ Installing
- ▶ Multilingual and Technical Considerations
- ▶ Bibliography
- ▶ References
- ▶ Implementation
- ▶ Index
- ▶ Change History

```
935 \expandafter\expandafter\expandafter{%
936 \expandafter\xmp@Advisory\pdfx@insert@sep}%
937 \else
938 \expandafter\expandafter\expandafter\gdef
939 \expandafter\expandafter\expandafter\xmp@Advisory
940 \expandafter\expandafter\expandafter{%
941 \expandafter\xmp@Advisory\pdfx@insert@sep[#1]}%
942 \fi
943 \def\afterxmp@parse{%
944 \expandafter\expandafter\expandafter\gdef
945 \expandafter\expandafter\expandafter\xmp@Advisory
946 \expandafter\expandafter\expandafter{%
947 \expandafter\xmp@Advisory\xmp@extraAdvisory}%
948 }%
949 \xmp@parse{\global\let\xmp@extraAdvisory\@this}%
950 }%
951
952 \newcommand{\pdfx@extraIdentifier}[1][{}]{%
953 \ifx\relax#1\relax
954 \expandafter\expandafter\expandafter\gdef
955 \expandafter\expandafter\expandafter\xmp@Identifier
956 \expandafter\expandafter\expandafter{%
957 \expandafter\xmp@Identifier\pdfx@insert@sep}%
958 \else
959 \expandafter\expandafter\expandafter\gdef
960 \expandafter\expandafter\expandafter\xmp@Identifier
961 \expandafter\expandafter\expandafter{%
962 \expandafter\xmp@Identifier\pdfx@insert@sep[#1]}%
963 \fi
964 \def\afterxmp@parse{%
965 \expandafter\expandafter\expandafter\gdef
966 \expandafter\expandafter\expandafter\xmp@Identifier
967 \expandafter\expandafter\expandafter{%
968 \expandafter\xmp@Identifier\xmp@extraIdentifier}%
969 }%
970 \xmp@parse{\global\let\xmp@extraIdentifier\@this}%
971 }%
972
973 %% Nickname only supports a single usage, for PDF/X
974 %%\newcommand{\pdfx@extraNickname}[1][{}]{%
975 %% \ifx\relax#1\relax
976 %% \expandafter\expandafter\expandafter\gdef
977 %% \expandafter\expandafter\expandafter\xmp@Nickname
978 %% \expandafter\expandafter\expandafter{%
979 %% \expandafter\xmp@Nickname\pdfx@insert@sep}%
980 %% \else
981 %% \expandafter\expandafter\expandafter\gdef
982 %% \expandafter\expandafter\expandafter\xmp@Nickname
983 %% \expandafter\expandafter\expandafter{%
984 %% \expandafter\xmp@Nickname\pdfx@insert@sep[#1]}%
985 %% \fi
986 %% \def\afterxmp@parse{%
```

# Generation of PDF/X- and PDF/A-compliant PDFs with pdfT<sub>E</sub>X—pdfx.sty

C. V. Radhakrishnan, Hàn Thế Thành, Ross Moore and Peter Selinger

## QUICK LINKS

- ▶ Introduction
- ▶ Usage
- ▶ Installing
- ▶ Multilingual and Technical Considerations
- ▶ Bibliography
- ▶ References
- ▶ Implementation
- ▶ Index
- ▶ Change History

```
987% \expandafter\expandafter\expandafter\gdef
988% \expandafter\expandafter\expandafter\xmp@Nickname
989% \expandafter\expandafter\expandafter{%
990% \expandafter\xmp@Nickname\xmp@extraNickname}%
991% }%
992% \xmp@parse{\global\let\xmp@extraNickname\@this}%
993% }%
994
995\newcommand{\pdfx@extraThumbnails}[1][{}]{%
996 \ifx\relax#1\relax
997 \expandafter\expandafter\expandafter\gdef
998 \expandafter\expandafter\expandafter\xmp@Thumbnails
999 \expandafter\expandafter\expandafter{%
1000 \expandafter\xmp@Thumbnails\pdfx@insert@sep}%
1001 \else
1002 \expandafter\expandafter\expandafter\gdef
1003 \expandafter\expandafter\expandafter\xmp@Thumbnails
1004 \expandafter\expandafter\expandafter{%
1005 \expandafter\xmp@Thumbnails\pdfx@insert@sep[#1]}%
1006 \fi
1007 \def\afterxmp@parse{%
1008 \expandafter\expandafter\expandafter\gdef
1009 \expandafter\expandafter\expandafter\xmp@Thumbnails
1010 \expandafter\expandafter\expandafter{%
1011 \expandafter\xmp@Thumbnails\xmp@extraThumbnails}%
1012 }%
1013 \xmp@parse{\global\let\xmp@extraThumbnails\@this}%
1014 }%
1015
1016\newcommand{\pdfx@extraOwner}[1][{}]{%
1017 \ifx\relax#1\relax
1018 \expandafter\expandafter\expandafter\gdef
1019 \expandafter\expandafter\expandafter\xmp@Owner
1020 \expandafter\expandafter\expandafter{%
1021 \expandafter\xmp@Owner\pdfx@insert@sep}%
1022 \else
1023 \expandafter\expandafter\expandafter\gdef
1024 \expandafter\expandafter\expandafter\xmp@Owner
1025 \expandafter\expandafter\expandafter{%
1026 \expandafter\xmp@Owner\pdfx@insert@sep[#1]}%
1027 \fi
1028 \def\afterxmp@parse{%
1029 \expandafter\expandafter\expandafter\gdef
1030 \expandafter\expandafter\expandafter\xmp@Owner
1031 \expandafter\expandafter\expandafter{%
1032 \expandafter\xmp@Owner\xmp@extraOwner}%
1033 }%
1034 \xmp@parse{\global\let\xmp@extraOwner\@this}%
1035 }%
1036
1037\newcommand{\pdfx@Subject}[1][{}]{%
1038 \ifx\relax#1\relax\else\gdef\xmp@lang@Subject{#1}\fi
```



# Generation of PDF/X- and PDF/A-compliant PDFs with pdfT<sub>E</sub>X—pdfx.sty

C. V. Radhakrishnan, Hàn Thế Thành, Ross Moore and Peter Selinger

## QUICK LINKS

- ▶ Introduction
- ▶ Usage
- ▶ Installing
- ▶ Multilingual and Technical Considerations
- ▶ Bibliography
- ▶ References
- ▶ Implementation
- ▶ Index
- ▶ Change History

```
1039 \xmp@parse{\global\let\xmp@Subject\@this}}
1040 \newcommand{\pdfx@Producer}[1][]{%
1041 \ifx\relax#1\relax\else\gdef\xmp@lang@Producer{#1}\fi
1042 \xmp@parse{\global\let\xmp@Producer\@this}}
1043 \newcommand{\pdfx@Publisher}[1][]{%
1044 \ifx\relax#1\relax\else\gdef\xmp@lang@Publisher{#1}\fi
1045 \xmp@parse{\global\let\xmp@Publisher\@this}}
1046 \newcommand{\pdfx@Copyright}[1][]{%
1047 \ifx\relax#1\relax\else\gdef\xmp@lang@Copyright{#1}\fi
1048 \xmp@parse{\global\let\xmp@Copyright\@this%
1049 \ifx\xmp@Copyrighted\@empty\gdef\xmp@Copyrighted{True}\fi}}
1050
1051 \newcommand{\pdfx@Coverage}[1][]{%
1052 \ifx\relax#1\relax\else\gdef\xmp@lang@Coverage{#1}\fi
1053 \xmp@parse{\global\let\xmp@Coverage\@this}}
1054
1055 %% PRISM Text fields
1056 \newcommand{\pdfx@CoverDisplayDate}[1][]{%
1057 \ifx\relax#1\relax\else\gdef\xmp@lang@CoverDisplayDate{#1}\fi
1058 \xmp@parse{\global\let\xmp@CoverDisplayDate\@this}}
1059 \newcommand{\pdfx@JournalTitle}[1][]{%
1060 \ifx\relax#1\relax\else\gdef\xmp@lang@JournalTitle{#1}\fi
1061 \ifx\xmp@PublicationType\@empty\gdef\xmp@PublicationType{journal}\fi
1062 \xmp@parse{\global\let\xmp@JournalTitle\@this}}
1063
1064 %% Uses PRISM Controlled Vocabulary:
1065 %% http://prismstandard.org/vocabularies/3.0/aggregationtype.xml
1066 %% blog, book, bookazine, catalog, feed, journal, magazine, manual
1067 %% newsletter, newspaper, other, report, pamphlet, vook, whitepaper
1068 %%
1069 \newcommand{\pdfx@PublicationType}[1][]{%
1070 \ifx\relax#1\relax\else\gdef\xmp@lang@PublicationType{#1}\fi
1071 \xmp@parse{\global\let\xmp@PublicationType\@this}}
1072
1073 \def\pdfx@localcommands{
1074 \let\Title\pdfx@Title
1075 \let\Author\pdfx@Author
1076 \let\Keywords\pdfx@Keywords
1077 \let\Subject\pdfx@Subject
1078 \let\Language\pdfx@Language
1079 \def\CreatorTool{\xmp@parse{\global\let\xmp@CreatorTool\@this}}
1080 \let\Producer\pdfx@Producer
1081 \def\Volume{\xmp@parse{\global\let\xmp@Volume\@this}}
1082 \def\Issue{\xmp@parse{\global\let\xmp@Issue\@this}}
1083 \let\CoverDisplayDate\pdfx@CoverDisplayDate
1084 \def\CoverDate{\xmp@parse{\global\let\xmp@CoverDate\@this}}
1085 \let\Copyright\pdfx@Copyright
1086 \def\CopyrightURL{\xmp@parse{\global\let\xmp@CopyrightURL\@this%
1087 \ifx\xmp@Copyrighted\@empty\gdef\xmp@Copyrighted{True}\fi}}
1088 \def\Copyrighted{\xmp@parse{\global\let\xmp@Copyrighted\@this}}
1089 \def\Doi{\xmp@parse{\global\let\xmp@Doi\@this}}
1090 \def\ISBN{\xmp@parse{\global\let\xmp@ISBN\@this}}
```

# Generation of PDF/X- and PDF/A-compliant PDFs with pdfT<sub>E</sub>X—pdfx.sty

C. V. Radhakrishnan, Hàn Thế Thành, Ross Moore and Peter Selinger

## QUICK LINKS

- ▶ Introduction
- ▶ Usage
- ▶ Installing
- ▶ Multilingual and Technical Considerations
- ▶ Bibliography
- ▶ References
- ▶ Implementation
- ▶ Index
- ▶ Change History

```
1091 \def\URLlink{\xmp@parse{\global\let\xmp@URL\@this}}
1092 \def\Lastpage{\xmp@parse{\global\let\xmp@Lastpage\@this}}
1093 \def\Firstpage{\xmp@parse{\global\let\xmp@Firstpage\@this}}
1094 \let\PublicationType\pdfx@PublicationType
1095 \let\Journaltitle\pdfx@JournalTitle
1096 \def\Journalnumber{\xmp@parse{\global\let\xmp@Journalnumber\@this}}
1097 \let\Publisher\pdfx@Publisher
1098 \let\Coverage\pdfx@Coverage
1099 \def\Source{\xmp@parse{\global\let\xmp@Source\@this}}
1100 \let\Contributor\pdfx@Contributor
1101 \let\Date\pdfx@Date
1102 \let\Relation\pdfx@Relation
1103 \let\Advisory\pdfx@Advisory
1104 \def\BaseURL{\xmp@parse{\global\let\xmp@BaseURL\@this}}
1105 \let\Identifier\pdfx@Identifier
1106 \let\Nickname\pdfx@Nickname
1107 \let\Thumbnails\pdfx@Thumbnails
1108 \let\Owner\pdfx@Owner
1109 \def\CertificateURL{\xmp@parse{\global\let\xmp@CertificateURL\@this}}
1110 \def\MMversionID{\xmp@parse{\global\let\xmpMM@versionID\@this}}
1111 %% \let\Type\pdfx@Type
1112 %%
1113 %% currently unused; for backward compatibility only
1114 \let\AuthoritativeDomain\pdfx@AuthoritativeDomain
1115 \let\Creator\CreatorTool % for backward compatibility
1116 \let\Org\Publisher % for backward compatibility
1117 \let\WebStatement\CopyrightURL % for backward compatibility
1118 }
1119
1120 %%-----
1121 %% The following characters and markup can be used within the XMP data
1122 %% defined by \Author, \Title, and so on.
1123 %%
1124 %% * All printable non-whitespace ASCII characters except
1125 %% ' ', '{', '}', '\ ' can be used as themselves.
1126 %%
1127 %% * All printable non-whitespace UTF-8 encoded Unicode characters
1128 %% from the basic multilingual plane can be used as themselves.
1129 %%
1130 %% * As usual, consecutive whitespace characters are contracted to a
1131 %% single space. Whitespace after a macro such as \copyright is
1132 %% ignored. Blank lines are not permitted.
1133 %%
1134 %% * The following markup can be used:
1135 %% '\ ' - a literal space (for example after a macro)
1136 %% \% - a literal '%'
1137 %% \{ - a literal '{'
1138 %% \} - a literal '}'
1139 %% \backslash - a literal '\'
1140 %% \copyright - the (c) copyright symbol
1141 %%
1142 %% \sep - only permitted within \Author, \Keywords, \Publisher.
```

# Generation of PDF/X- and PDF/A-compliant PDFs with pdfT<sub>E</sub>X—pdfx.sty

C. V. Radhakrishnan, Hàn Thế Thành, Ross Moore and Peter Selinger

## QUICK LINKS

- ▶ Introduction
- ▶ Usage
- ▶ Installing
- ▶ Multilingual and Technical Considerations
- ▶ Bibliography
- ▶ References
- ▶ Implementation
- ▶ Index
- ▶ Change History

```
1143 %%
1144 %% * For backward compatibility, \& and \TextCopyright are also
1145 %% provided. Their use is deprecated.
1146
1147 %%-----
1148 %% The macro \pdfx@actives binds the active characters
1149 %% '&', '<', and '>' to \pdfx@amp, \pdfx@lt, and \pdfx@gt,
1150 %% respectively, without actually making them active.
1151 \begingroup
1152 \catcode`\<=13
1153 \catcode`\>=13
1154 \catcode`\&=13
1155 \gdef\pdfx@actives{
1156 \def&{\pdfx@amp}
1157 \def<{\pdfx@lt}
1158 \def>{\pdfx@gt}
1159 }
1160 \endgroup
1161
1162 %%-----
1163 %% Markup bindings to be used during XMP generation.
1164
1165 {%
1166 \catcode`\<=12 \catcode`\>=12 \catcode`\/=12 \catcode`\:=12 \catcode`\`=12
1167 \obeyspaces\ifpdfx@useactivespaces%
1168 \gdef\pdfx@sep {\pdfx@check@lang}%
1169 \else%
1170 \gdef\pdfx@sep{\pdfx@check@lang}%
1171 \fi%
1172 \xdef\pdfx@sep@nolang{</rdf:li>^^J <rdf:li>}%
1173 \xdef\pdfx@sep@lang[#1]{</rdf:li>^^J <rdf:li xml:lang="#1">}%
1174 }% end of \obeyspaces and \catcode ....
1175
1176 \def\pdfx@check@lang#1{%
1177 \ifx[#1\expandafter\@firstoftwo
1178 \else\expandafter\@secondoftwo\fi
1179 {\pdfx@sep@lang#1}{\pdfx@sep@nolang#1}}
1180
1181 \def\pdfx@xmpmarkup{%
1182 \pdfx@actives
1183 \edef\@amp{\expandafter\@gobble\string\&}%
1184 \edef\@hash{\expandafter\@gobble\string\#}%
1185 \edef\ \ {\expandafter\@gobble\string\ }%
1186 \edef\%{\expandafter\@gobble\string\}%%
1187 \edef\{\{\expandafter\@gobble\string\{\}%
1188 \edef\}\{\expandafter\@gobble\string\}\}%
1189 \edef\backslash{\expandafter\@gobble\string\\}%
1190 \def\@unicode##1{\@amp\@hash x##1;}%
1191 \def\pdfx@amp{\@unicode{0026}}%
1192 \def\pdfx@lt{\@unicode{003c}}%
1193 \def\pdfx@gt{\@unicode{003e}}%
1194 \def\copyright{\@unicode{00A9}}%
```

## QUICK LINKS

- ▶ Introduction
- ▶ Usage
- ▶ Installing
- ▶ Multilingual and Technical Considerations
- ▶ Bibliography
- ▶ References
- ▶ Implementation
- ▶ Index
- ▶ Change History

```

1195 \let&\pdfx@amp % for backward compatibility
1196 \let\TextCopyright\copyright % for backward compatibility
1197 \let\sep\pdfx@sep
1198 \pdfx@xmpunimarkup % only need this when writing XMP
1199 \the\pdfxsafeforxmp@toks
1200 }
1201
1202 %% cope with active spaces with LGR encoding
1203 %% and the spaces written out with \IeC in KOI8-r
1204 %% It's possible to have both together.
1205 \def\liixu@IeC#1#\liixu@IeCi}
1206 \def\liixu@IeCi#1#\liixu@IeCii#1}
1207 \def\liixu@IeCii#1#2{#1}
1208 \def\liixu@enableIeC{\ifpdfx@useactivespaces
1209 \let\IeC\liixu@IeC\else\def\IeC##1{##1}\fi}
1210 \def\liixu@numberline#1#\liixu@numberlinei}
1211 \def\liixu@numberlinei#1#\liixu@numberlineii#1}
1212 \def\liixu@numberlineii#1{\textLF #1. }
1213 \def\liixu@enablenumberline{\ifpdfx@useactivespaces
1214 \let\numberline\liixu@numberline
1215 \else\def\numberline##1{\textLF ##1. }\fi}
1216
1217 \def\pdfx@xmpunimarkup{%
1218 \liixu@enableIeC
1219 \liixu@enablenumberline
1220 \def\empty{ }% used in LICR patterns
1221 \LIIXUscriptcommands
1222 \LIIXUtipacommands
1223 \LIIXUmapTeXnames
1224 %% from Hyperref's psdextra.def
1225 \csname psdmapshortnames\endcsname
1226 \csname psdaliasnames\endcsname
1227 %% from lu8enc.def
1228 \csname LIIXUmapmathletterlikes\endcsname
1229 \csname LIIXUmapmathspaces\endcsname
1230 \iflatLATxmp
1231 \LIIXUmaplatinchars
1232 \LIIXUcancelfontswitches
1233 \fi
1234 \ifmathxmp
1235 \let\(\textinlinemath
1236 \let\[ \textdisplaymath
1237 \LIIXUmapmathaccents
1238 \LIIXUmapisomathgreek
1239 \LIIXUmapmatharrowsA
1240 \LIIXUmapmathoperatorsA
1241 \LIIXUmapmathoperatorsB
1242 \LIIXUmapmiscmathsymbolsA
1243 \LIIXUmapsupparrowsA
1244 \LIIXUmapsupparrowsB
1245 \LIIXUmapmiscmathsymbolsB
1246 \LIIXUmapsuppmathoperators

```

# Generation of PDF/X- and PDF/A-compliant PDFs with pdf<sub>T</sub>E<sub>X</sub>—pdfx.sty

C. V. Radhakrishnan, Hàn Thế Thành, Ross Moore and Peter Selinger

## QUICK LINKS

- ▶ Introduction
- ▶ Usage
- ▶ Installing
- ▶ Multilingual and Technical Considerations
- ▶ Bibliography
- ▶ References
- ▶ Implementation
- ▶ Index
- ▶ Change History

```
1247 \LIIXUmapunimathgreek
1248 \LIIXUmapmathalphabets
1249 \fi
1250 \ifarbxmp \LIIXUmaparabicletters\fi
1251 \ifarmxmp \LIIXUmaparmenianletters\fi
1252 \ifdevxmp \LIIXUmapdevaccents\fi
1253 \ifgrkxmp \LIIXUmapgreekletters\fi
1254 \ifhebxmp \LIIXUmaphebrewletters\fi
1255 }
1256
1257 %% In case macros are used in XMP Metadata, need a way to map these
1258 %% to simple text, rather than specific font characters, or whatever:
1259 \newtoks\pdfxsafeforxmp@toks
1260 \def\pdfxEnableCommands{% user command
1261 \begingroup
1262 \ifpdfx@useactivespaces\obeyspaces\fi
1263 \pdfx@EnableCommands
1264 }
1265 \def\pdfx@EnableCommands#1{% internal command
1266 \expandafter\global\expandafter\pdfxsafeforxmp@toks
1267 \expandafter{\the\pdfxsafeforxmp@toks#1}%
1268 \endgroup
1269 }
1270
1271 %%-----
1272 %% Markup bindings to be used during PDF string generation.
1273
1274 \def\pdfx@pdfmarkup{%
1275 \pdfx@actives
1276 \edef\%{\expandafter\@gobble\string\}%
1277 \edef\{{\expandafter\@gobble\string\}%
1278 \edef\}{\expandafter\@gobble\string\}%
1279 \edef\pdfx@backslash{\expandafter\@gobble\string\}%
1280 \def\backslash{\pdfx@backslash000\pdfx@backslash134}%
1281 \edef\pdfx@amp{\expandafter\@gobble\string\&%
1282 \edef\pdfx@lt{\expandafter\@gobble\string\<%
1283 \edef\pdfx@gt{\expandafter\@gobble\string\>%
1284 \let\TextCopyright\copyright % for backward compatibility
1285 \def\sep{; }%
1286 %\let\sep\pdfx@sep
1287 %% Note: '\ ', \&, \copyright are already predefined by hyperref.
1288 %% allow LICRs to expand into PDF strings
1289 \def\cf@encoding{PU}%
1290 \def\9##1{\ifcase##1\string\0\or\string\1\or\string\2\or\string\3\fi}%
1291 \def\8{\string\00}%
1292 \def\0{\string\0}\def\1{\string\1}\def\2{\string\2}\def\3{\string\3}%
1293 \pdfx@xmpunimarkup
1294 \the\pdfxsafeforxmp@toks
1295 }
1296
1297 %%-----
1298 %% Defaults
```

# Generation of PDF/X- and PDF/A-compliant PDFs with pdfTeX—pdfx.sty

C. V. Radhakrishnan, Hàn Thế Thành, Ross Moore and Peter Selinger

## QUICK LINKS

- ▶ Introduction
- ▶ Usage
- ▶ Installing
- ▶ Multilingual and Technical Considerations
- ▶ Bibliography
- ▶ References
- ▶ Implementation
- ▶ Index
- ▶ Change History

```
1299 \ifxetex
1300   \def\xmp@Producer{XeTeX}
1301 \else\ifluatex
1302   \def\xmp@Producer{LuaTeX}
1303 \else
1304   \def\xmp@Producer{pdfTeX}
1305 \fi\fi
1306 \global\let\pdfxProducer\xmp@Producer
1307
1308 \global\let\xmp@CreatorTool\@empty
1309 \global\let\xmp@Title\@empty
1310 \global\let\xmp@Author\@empty
1311 \global\let\xmp@Keywords\@empty
1312 \global\let\xmp@Subject\@empty
1313 \global\let\xmp@Language\@empty
1314 \global\let\xmp@Volume\@empty
1315 \global\let\xmp@Issue\@empty
1316 \global\let\xmp@CoverDisplayDate\@empty
1317 \global\let\xmp@CoverDate\@empty
1318 \global\let\xmp@Copyright\@empty
1319 \global\let\xmp@Copyrighted\@empty
1320 \global\let\xmp@CopyrightURL\@empty
1321 \gdef\xmp@WebStatement{\xmp@CopyrightURL}
1322 \global\let\xmp@Doi\@empty
1323 \global\let\xmp@ISBN\@empty
1324 \global\let\xmp@URL\@empty
1325 \global\let\xmp@Lastpage\@empty
1326 \global\let\xmp@Firstpage\@empty
1327 \global\let\xmp@PublicationType\@empty
1328 \global\let\xmp@Journaltitle\@empty
1329 \global\let\xmp@Journalnumber\@empty
1330 %%\global\let\xmp@Type\@empty
1331 \global\let\xmp@Contributor\@empty
1332 \global\let\xmp@Coverage\@empty
1333 \global\let\xmp@Date\@empty
1334 \global\let\xmp@Relation\@empty
1335 \global\let\xmp@Source\@empty
1336 \global\let\xmp@Publisher\@empty
1337 \gdef\xmp@Org{\xmp@Publisher}
1338 \global\let\xmp@AuthoritativeDomain\@empty
1339 \global\let\xmp@Advisory\@empty
1340 \global\let\xmp@BaseURL\@empty
1341 \global\let\xmp@Identifier\@empty
1342 \global\let\xmp@Nickname\@empty
1343 \global\let\xmp@Thumbnails\@empty
1344 \global\let\xmp@Owner\@empty
1345 \global\let\xmp@CertificateURL\@empty
1346
1347 %%-----
1348 %% Alternative way to get the CreationDate using Lua for XeTeX
1349 \ifdefined\pdfcreationdate\else
1350   \ifdefined\creationdate %% added to XeTeX in 2019
```

# Generation of PDF/X- and PDF/A-compliant PDFs with pdfT<sub>E</sub>X—pdfx.sty

C. V. Radhakrishnan, Hàn Thế Thành, Ross Moore and Peter Selinger

## QUICK LINKS

- ▶ Introduction
- ▶ Usage
- ▶ Installing
- ▶ Multilingual and Technical Considerations
- ▶ Bibliography
- ▶ References
- ▶ Implementation
- ▶ Index
- ▶ Change History

```
1351 \let\pdfcreationdate\creationdate
1352 \else
1353 \begingroup %% ensure correct catcodes, not done by \dospecials
1354 \catcode`\:=12 \catcode`\.=12
1355 \begin{filecontents*}{creationdate.lua}
1356 os.remove("creationdate.timestamp")
1357 io.output("creationdate.timestamp"):write(os.date("\edef\tempa{\string D:%Y%m%d%H%M%S}\n\
1358 \end{filecontents*}
1359 \endgroup
1360 \ifnum\shellescape=1
1361 \begingroup %% ensure correct catcodes when file is read in
1362 \catcode`\'=12 \catcode`\.=12 \catcode`\:=12 \catcode`\+=12
1363 \immediate\write18{texlua creationdate.lua}
1364 \input{creationdate.timestamp}
1365 \def\tempc#1#2#3#4#5{#1#2#3'#4#5'}
1366 \edef\tempb{\expandafter\tempc\tempb}
1367 \edef\x{\endgroup\def\noexpand\pdfcreationdate{\tempa\tempb}}\x
1368 \else
1369 \begingroup %% ensure correct catcodes in the error/warning messages
1370 \catcode`\<=12 \catcode`\>=12 \catcode`\'=12 \catcode`\-=12
1371 \catcode`\: 12 \catcode`\' 12 \catcode`\= 12
1372 \ifpdfx@noerr
1373 \PackageWarning{pdfx}{%
1374 CreationDate is not properly supported;^^J
1375 PDF validation may fail. To avoid this problem use:^^J
1376 xelatex -shell-escape -output-driver="xdvipdfmx -z 0" <filename>^^J}
1377 \else
1378 \PackageError{pdfx}{%
1379 CreationDate is not properly supported;^^J
1380 PDF validation may fail.}{To avoid this problem use:^^J
1381 xelatex -shell-escape -output-driver="xdvipdfmx -z 0" <filename> }
1382 \fi
1383 %% Using a constant date, to allow processing to finish smoothly.
1384 \edef\x{\endgroup
1385 \def\noexpand\pdfcreationdate{\string D:20181028075445+10'00'}}%
1386 \x
1387 \fi
1388 \fi \fi
1389
1390 %%-----
1391 \def\pdfx@findUUID#1{\edef\pdfx@tmpstring{\pdfx@mdfivesum{#1}}
1392 \expandafter\pdfx@eightofnine\pdfx@tmpstring\end}
1393 \def\pdfx@eightofnine#1#2#3#4#5#6#7#8#9\end{%
1394 \xdef\pdfx@eightchars{#1#2#3#4#5#6#7#8}
1395 \pdfx@fourofffive#9\end}
1396 \def\pdfx@fourofffive#1#2#3#4#5\end{\xdef\pdfx@fffourchars{#1#2#3#4}
1397 \pdfx@sfourofffive#5\end}
1398 \def\pdfx@sfourofffive#1#2#3#4#5\end{\xdef\pdfx@sfourchars{#1#2#3#4}
1399 \pdfx@tfourofffive#5\end}
1400 \def\pdfx@tfourofffive#1#2#3#4#5\end{\xdef\pdfx@tfourchars{#1#2#3#4}
1401 \xdef\pdfx@laststring{#5}}
1402
```

# Generation of PDF/X- and PDF/A-compliant PDFs with pdf<sub>T</sub>E<sub>X</sub>— pdfx . sty

C. V. Radhakrishnan, Hàn Thê Thành, Ross Moore and Peter Selinger

## QUICK LINKS

- ▶ Introduction
- ▶ Usage
- ▶ Installing
- ▶ Multilingual and Technical Considerations
- ▶ Bibliography
- ▶ References
- ▶ Implementation
- ▶ Index
- ▶ Change History

```
1403 \def\pdfx@uuid{\pdfx@eightchars-%
1404         \pdfx@ffourchars-%
1405         \pdfx@sfourchars-%
1406         \pdfx@tfourchars-%
1407         \pdfx@laststring}
1408
1409 \expandafter\ifx\csname pdfx@mdfivesum\endcsname\relax
1410   \PackageError{pdfx}{%
1411     No implementation for \string\pdfx@mdfivesum.^J
1412     \ifxetex XeTeX needs to be 2015 or later\fi
1413   }{%
1414     Continue without, but the PDF will not validate.
1415   }%
1416 \def\xmp@docid{%
1417 \def\pdfx@findUUID#1{%
1418 \def\pdfx@uuid{%
1419 \else
1420 \pdfx@findUUID{\jobname.pdf}
1421 \edef\xmp@docid{\pdfx@uuid}
1422 \fi
1423
1424 \expandafter\ifx\csname pdfx@creationdate\endcsname\relax\relax
1425   \PackageWarning{pdfx}{%
1426     No implementation for \string\pdfx@creation .
1427   }%
1428   \def\xmp@instid{%
1429     %%
1430     \else %% use the MD5 sum methods
1431     %%
1432     \pdfx@findUUID{\pdfx@creationdate}%
1433     \edef\xmp@instid{\pdfx@uuid}
1434   \fi
1435
1436   %%-----
1437   %% load xcolor before hyperref to get the link colors correct
1438   %%
1439   \PassOptionsToPackage{nosetpagesize}{color}
1440   \PassOptionsToPackage{nosetpagesize}{graphics}
1441   \ifpackageloaded{xcolor}{%
1442     % Beamer will have already loaded xcolor
1443     % need to understand what options it used
1444   }{
1445   \ifpdfx@
1446     \RequirePackage{cmyk,hyperref}{xcolor}
1447   \else
1448     \RequirePackage{rgb,hyperref}{xcolor}
1449   \fi
1450   }%
1451
1452   %% loading puenc.def will kill a lot of what mathtext.sty established
1453   \ifpackageloaded{mathtext}{%
1454     \PackageWarningNoLine{pdfx}{pdfx.sty and hyperref.sty should be loaded^^J
```



# Generation of PDF/X- and PDF/A-compliant PDFs with pdf<sub>T</sub>E<sub>X</sub>—pdfx.sty

C. V. Radhakrishnan, Hàn Thế Thành, Ross Moore and Peter Selinger

## QUICK LINKS

- ▶ Introduction
- ▶ Usage
- ▶ Installing
- ▶ Multilingual and Technical Considerations
- ▶ Bibliography
- ▶ References
- ▶ Implementation
- ▶ Index
- ▶ Change History

```
1455 before mathtext.sty , otherwise text symbols may not show in math mode.}%
1456 }{}
1457
1458 \newif\ifpdfx@hluatex
1459 \IfFileExists{hluatex.def}{\pdfx@hluatextrue}{\pdfx@hluatexfalse}
1460
1461 %% the "pdftex" option seems to work fine with LuaTeX
1462 \def\pdfx@luatex{\ifpdfx@hluatex luatex\else pdftex \fi}
1463
1464 %% Hyperref options for PDF/X
1465 \edef\pdfx@pdfX@opts@pdftex{%
1466   draft,pdftex,pdfpagemode=UseNone,bookmarks=false,%
1467   pdfversion=1.\thepdfminorversion,pdfstartview=}
1468 \edef\pdfx@pdfX@opts@xetex{%
1469   draft,xetex,pdfpagemode=UseNone,bookmarks=false,%
1470   pdfversion=1.\thepdfminorversion,pdfstartview=}
1471 \edef\pdfx@pdfX@opts@luatex{%
1472   draft,\pdfx@luatex,pdfpagemode=UseNone,bookmarks=false,%
1473   pdfversion=1.\thepdfminorversion,pdfstartview=}%
1474
1475 \newif\ifpdfx@hyperrefloaded
1476 \expandafter\ifx\curname ifHy@pdfa\endcurname\relax\else\pdfx@hyperrefloadedtrue\fi
1477
1478 %% Hyperref options for PDF/A and PDF/E
1479 \newtoks\pdfx@tmp toks
1480 \pdfx@tmp toks{%
1481 \ifHy@pdfa
1482   \edef\pdfx@pdfAE@opts@pdftex{pdftex}%
1483   \edef\pdfx@pdfAE@opts@xetex{xetex,pdfversion=1.\thepdfminorversion}%
1484   \edef\pdfx@pdfAE@opts@luatex{\pdfx@luatex,pdfversion=1.\thepdfminorversion}%
1485   \edef\pdfx@pdfAE@opts@pdfmark{pdfmark,pdfversion=1.\thepdfminorversion}%
1486 \else
1487   \edef\pdfx@pdfAE@opts@pdftex{pdftex,pdfa}%
1488   \edef\pdfx@pdfAE@opts@xetex{xetex,pdfa,pdfversion=1.\thepdfminorversion}%
1489   \edef\pdfx@pdfAE@opts@luatex{\pdfx@luatex,pdfa,pdfversion=1.\thepdfminorversion}%
1490   \edef\pdfx@pdfAE@opts@pdfmark{pdfmark,pdfa,pdfversion=1.\thepdfminorversion}%
1491 \fi
1492 }
1493 \ifpdfx@hyperrefloaded
1494 \the\pdfx@tmp toks\relax
1495 \else
1496   \edef\pdfx@pdfAE@opts@pdftex{pdftex,pdfa}%
1497   \edef\pdfx@pdfAE@opts@xetex{xetex,pdfa,pdfversion=1.\thepdfminorversion}%
1498   \edef\pdfx@pdfAE@opts@luatex{\pdfx@luatex,pdfa,pdfversion=1.\thepdfminorversion}%
1499   \edef\pdfx@pdfAE@opts@pdfmark{pdfmark,pdfa,pdfversion=1.\thepdfminorversion}%
1500 \fi
1501 \pdfx@tmp toks}%
1502
1503 \ifpdfx@x
1504 \@ifpackageloaded{hyperref}{%
1505 \ifxetex
1506 \expandafter\hypersetup\expandafter{\pdfx@pdfX@opts@xetex}
```

# Generation of PDF/X- and PDF/A-compliant PDFs with pdfT<sub>E</sub>X—pdfx.sty

C. V. Radhakrishnan, Hàn Thế Thành, Ross Moore and Peter Selinger

## QUICK LINKS

- ▶ Introduction
- ▶ Usage
- ▶ Installing
- ▶ Multilingual and Technical Considerations
- ▶ Bibliography
- ▶ References
- ▶ Implementation
- ▶ Index
- ▶ Change History

```
1507 \else\ifluatex
1508   \expandafter\hypersetup\expandafter{\pdfx@pdfX@opts@luatex}
1509 \else
1510   \expandafter\hypersetup\expandafter{\pdfx@pdfX@opts@pdfTeX}
1511 \fi\fi
1512 }{%
1513 \ifxetex
1514   \expandafter\RequirePackage\expandafter[\pdfx@pdfX@opts@xetex]{hyperref}
1515 \else\ifluatex
1516   \expandafter\RequirePackage\expandafter[\pdfx@pdfX@opts@luatex]{hyperref}
1517 \else
1518   \expandafter\RequirePackage\expandafter[\pdfx@pdfX@opts@pdfTeX]{hyperref}
1519 \fi\fi
1520 }%
1521 \else
1522 \ifpdfx@e
1523   \@ifpackageloaded{hyperref}{%
1524     \ifxetex
1525       \expandafter\hypersetup\expandafter{\pdfx@pdfAE@opts@xetex}
1526     \else\ifluatex
1527       \expandafter\hypersetup\expandafter{\pdfx@pdfAE@opts@luatex}
1528     \else
1529       \expandafter\hypersetup\expandafter{\pdfx@pdfAE@opts@pdfTeX}
1530     \fi\fi
1531   }{%
1532     \ifxetex
1533       \expandafter\RequirePackage\expandafter[\pdfx@pdfAE@opts@xetex]{hyperref}
1534     \else\ifluatex
1535       \expandafter\RequirePackage\expandafter[\pdfx@pdfAE@opts@luatex]{hyperref}
1536     \else
1537       \expandafter\RequirePackage\expandafter[\pdfx@pdfAE@opts@pdfTeX]{hyperref}
1538     \fi\fi
1539   }%
1540 \else % generating PDF/A or ...
1541   \@ifpackageloaded{hyperref}{%
1542     \ifxetex
1543       \expandafter\hypersetup\expandafter{\pdfx@pdfAE@opts@xetex}%
1544     \else\ifluatex
1545       \expandafter\hypersetup\expandafter{\pdfx@pdfAE@opts@luatex}%
1546     \else
1547       \expandafter\hypersetup\expandafter{\pdfx@pdfAE@opts@pdfTeX}%
1548     \fi\fi
1549   }{%
1550     \ifxetex
1551       \expandafter\RequirePackage\expandafter[\pdfx@pdfAE@opts@xetex]{hyperref}
1552     \else\ifluatex
1553       \expandafter\RequirePackage\expandafter[\pdfx@pdfAE@opts@luatex]{hyperref}
1554     \else
1555       \expandafter\RequirePackage\expandafter[\pdfx@pdfAE@opts@pdfTeX]{hyperref}
1556     \fi\fi
1557   }%
1558 \fi\fi
```

## QUICK LINKS

- ▶ Introduction
- ▶ Usage
- ▶ Installing
- ▶ Multilingual and Technical Considerations
- ▶ Bibliography
- ▶ References
- ▶ Implementation
- ▶ Index
- ▶ Change History

```
1559 \hypersetup{pdfencoding=auto}% 2019-12-08 No; this writes 8-bit bookmarks.
1560 \expandafter\ifx\csname KV@Hyp@psdextra\endcsname\relax\else
1561 \hypersetup{psdextra}
1562 \fi
1563
1564 %% hyperref doesn't set the minor version for XeTeX
1565 \ifxetex
1566 \special{pdf:minorversion \thepdfminorversion}
1567 \fi
1568
1569 \ifx\xmp@CreatorTool\@empty
1570 \edef\xmp@CreatorTool{\@pdfcreator}
1571 \fi
1572
1573 \newif\ifpdfx@cmyk
1574 \newif\ifpdfx@custom
1575 \ifpdfx@x % PDF/X normally needs a CMYK color profile for printing
1576 \global\pdfx@cmyktrue
1577 \fi
1578 %%-----
1579 %% ----- Color Profiles -----
1580 %% Define how to specify the profile, so the default
1581 %% can be over-ridden in the .xmldata file.
1582 %%
1583 %% --- user-command --- RGB profile needed with PDF/A-??
1584 %% \setRGBcolorprofile{<filename>}{<identifier>}
1585 %% {<info string>}{<registry URL>}
1586 \def\setRGBcolorprofile{%
1587 \begingroup
1588 \catcode`\_ 11\relax\catcode`\& 11\relax\catcode`\~ 11\relax
1589 \catcode`\% 11\relax
1590 \edef\({\string\}\edef\){\string\})%
1591 \pdfx@setrgbprofile}
1592 %%
1593 %% --- user-command --- CMYK profile needed with PDF/X-??
1594 %% \setCMYKcolorprofile{<filename>}{<output intent>}
1595 %% {<identifier>}{<registry URL>}
1596 \def\setCMYKcolorprofile{%
1597 \begingroup
1598 \catcode`\_ 11\relax\catcode`\& 11\relax\catcode`\~ 11\relax
1599 \catcode`\% 11\relax
1600 \edef\({\string\}\edef\){\string\})%
1601 \pdfx@setcmkprofile}
1602 %%
1603 %% --- user-command --- DeviceGray profile needed with PDF/E-1
1604 %% \setGRAYcolorprofile{<filename>}{<output intent>}
1605 %% {<identifier>}{<registry URL>}
1606 \def\setGRAYcolorprofile{%
1607 \begingroup
1608 \catcode`\_ 11\relax\catcode`\& 11\relax\catcode`\~ 11\relax
1609 \catcode`\% 11\relax
1610 \edef\({\string\}\edef\){\string\})%
```

# Generation of PDF/X- and PDF/A-compliant PDFs with pdf<sub>T</sub>E<sub>X</sub>—pdfx.sty

C. V. Radhakrishnan, Hàn Thê Thành, Ross Moore and Peter Selinger

## QUICK LINKS

- ▶ Introduction
- ▶ Usage
- ▶ Installing
- ▶ Multilingual and Technical Considerations
- ▶ Bibliography
- ▶ References
- ▶ Implementation
- ▶ Index
- ▶ Change History

```
1611 \pdfx@setgrayprofile}
1612 %%
1613 %% --- user-command --- External profile with PDF/X-4p and PDF/X-5pg
1614 %% \setEXTERNALprofile{<profilename>}{<output intent>}
1615 %% {<identifier>}{<registry URL>}{<color-space>}%
1616 %% {<ICC Version>}{<provider URL>}{<extra info>}{<Check Sum>}
1617 \def\setEXTERNALprofile{%
1618 \begingroup
1619 \catcode`\_ 11\relax\catcode`\& 11\relax\catcode`\~ 11\relax
1620 \catcode`\% 11\relax
1621 \edef\({\string\}\edef\){\string\})%
1622 \ifno@iccprofile
1623 \expandafter\pdfx@externalprofile
1624 \else
1625 \expandafter\pdfx@externalprofile@gobble
1626 \fi
1627 }
1628 %%
1629 %%
1630 \def\pdfx@setRGBcolorprofiledir#1{%
1631 \xdef\pdfx@RGBcolorprofiledir{#1}%
1632 }
1633 \def\pdfx@setCMYKcolorprofiledir#1{%
1634 \xdef\pdfx@CMYKcolorprofiledir{#1}%
1635 }
1636 \pdfx@setRGBcolorprofiledir{}
1637 \pdfx@setCMYKcolorprofiledir{}
1638
1639 %% This does indeed work! Use it in .xmpdata files
1640 \providecommand{\MacOSColorDir}{/System/Library/ColorSync/Profiles/}
1641 \providecommand{\MacOSLibraryColorDir}{/Library/ColorSync/Profiles/}
1642 \providecommand{\AdobeMacOSDir}%
1643 {/Library/Application Support/Adobe/Color/Profiles/Recommended/}
1644 \edef\pdfx@tmp{C:\string\Windows\string\System32\string\Spool%
1645 \string\Drivers\string\Color\string/}
1646 \expandafter\providecommand\expandafter
1647 {\expandafter\WindowsColorDir\expandafter}\expandafter{\pdfx@tmp}
1648 %%\pdfx@setcolorprofiledir{\AdobeMacOSDir}
1649
1650 %% override that value using the following commands:
1651 \let\pdfxSetCMYKcolorProfileDir\pdfx@setCMYKcolorprofiledir
1652 \let\pdfxSetRGBcolorProfileDir\pdfx@setRGBcolorprofiledir
1653 %% for back-compatibility
1654 \let\pdfxSetColorProfileDir\pdfxSetCMYKcolorProfileDir
1655 %%
1656 \def\pdfx@setrgbprofile#1#2#3#4{%
1657 \xdef\pdfx@rgb@profile{\pdfx@RGBcolorprofiledir#1}% valid file path/name
1658 \xdef\pdfx@rgb@profilename{#1}% valid file name
1659 \gdef\pdfx@rgb@identifier{#2}%
1660 \gdef\pdfx@rgb@info{#3}%
1661 \pdfstringdef\pdfx@rgb@registry{#4}% valid URL
1662 \endgroup
```

# Generation of PDF/X- and PDF/A-compliant PDFs with pdfT<sub>E</sub>X—pdfx.sty

C. V. Radhakrishnan, Hàn Thê Thành, Ross Moore and Peter Selinger

## QUICK LINKS

- ▶ Introduction
- ▶ Usage
- ▶ Installing
- ▶ Multilingual and Technical Considerations
- ▶ Bibliography
- ▶ References
- ▶ Implementation
- ▶ Index
- ▶ Change History

```
1663 \global\pdfx@cmkyfalse
1664 }% closes-off \setRGBcolorprofile
1665 %%
1666 \def\pdfx@setcmkyprofile#1#2#3#4{%
1667 \xdef\pdfx@cmky@profile{\pdfx@CMYKcolorprofiledir#1}% valid file path/name
1668 \xdef\pdfx@cmky@profilename{#1}% valid file name
1669 %% \expandafter\gdef\expandafter\pdfx@cmky@profile\expandafter
1670 %% {\pdfx@colorprofiledir#1}% valid file name
1671 \gdef\pdfx@cmky@intent{#2}%
1672 %% \pdfstringdef\pdfx@cmky@intent{#2}% color intent
1673 \gdef\pdfx@cmky@identifier{#3}%
1674 %% \pdfstringdef\pdfx@cmky@identifier{#3}% text string identifier
1675 \gdef\pdfx@cmky@registry{#4}%
1676 %% \pdfstringdef\pdfx@cmky@registry{#4}% valid URL
1677 \endgroup
1678 \global\pdfx@cmkytrue
1679 }% closes-off \setcmkycolorprofile
1680 %%
1681 \def\setCUSTOMcolorprofile{%
1682 \begingroup
1683 \catcode`\_ 11\relax\catcode`\& 11\relax\catcode`\~ 11\relax
1684 \catcode`\% 11\relax
1685 \edef\({\string\}\edef\){\string\})%
1686 \pdfx@setcustomprofile
1687 }
1688 \def\pdfx@setcustomprofile#1#2#3#4#5#6#7#8{%
1689 \xdef\pdfx@customcolorprofiledir{#2}% valid directory location
1690 \xdef\pdfx@custom@profile{#1}% valid file name
1691 \gdef\pdfx@custom@identifier{#3}%
1692 \gdef\pdfx@custom@registry{#4}%
1693 \gdef\pdfx@custom@numcolors{#5}% num-colors specifier
1694 \gdef\pdfx@iccversion{#6}% Hex string for /ICCVersion < ... >
1695 \gdef\pdfx@custom@colornames{#7}%
1696 \gdef\pdfx@profile@checksum{#8}% Hex string for /Checksum < ... >
1697 \endgroup
1698 \global\pdfx@cmkyfalse
1699 \global\pdfx@customtrue
1700 }% closes-off \pdfx@setcustomprofile
1701 %%
1702 \def\pdfx@setgrayprofile#1#2#3#4{%
1703 \gdef\pdfx@gray@profile{#1}% valid file name
1704 \gdef\pdfx@gray@intent{#2}%
1705 \gdef\pdfx@gray@identifier{#3}%
1706 \pdfstringdef\pdfx@gray@registry{#4}% valid URL
1707 \endgroup}% closes-off \setGRAYcolorprofile
1708 %%
1709 \def\pdfx@externalprofile#1#2#3#4#5#6#7#8#9{%
1710 \gdef\pdfx@extprofile{#1}% PDF string for /ProfileName
1711 \gdef\pdfx@cmky@intent{#2}% PDF string for /OutputCondition
1712 \gdef\pdfx@cmky@identifier{#3}% PDF string for /OutputConditionIdentifier
1713 \gdef\pdfx@cmky@registry{#4}% {http://www.color.org}%
1714 \gdef\pdfx@profileCS{#5}% 4 bytes for /ProfileCS
```

## QUICK LINKS

- ▶ Introduction
- ▶ Usage
- ▶ Installing
- ▶ Multilingual and Technical Considerations
- ▶ Bibliography
- ▶ References
- ▶ Implementation
- ▶ Index
- ▶ Change History

```
1715 \gdef\pdfx@iccversion{#6}% Hex string for /ICCVersion < ... >
1716 \gdef\pdfx@colorURL{#7}% URL
1717 \gdef\pdfx@cmky@info{#8}% for /Info
1718 \gdef\pdfx@profile@checksum{#9}% Hex string for /Checksum < ... >
1719 \endgroup}% closes-off \setEXTERNALprofile
1720 \def\pdfx@externalprofile@gobble#1#2#3#4#5#6#7#8#9{%
1721   \PackageError{pdfx}{Wrong option for using an External Color profile}%
1722   {Use one of the options: x-4p , x-4p08 , x-4p10 or x-5pg .}%
1723   \endgroup}
1724 %%
1725 %% default color profiles
1726
1727 {\catcode`\_ 12 \catcode`\& 12 \catcode`\~ 12
1728 \gdef\pdfx@xprofile@cmkdefault{coated_FOGRA39L_arg1.icc}
1729 \gdef\pdfx@aprofile@rgbdefault{sRGB_IEC61966-2-1_black_scaled.icc}
1730 \gdef\pdfx@eprofile@graydefault{Gray_linear.icc}
1731 \gdef\pdfx@pprofile@externaldefault{FOGRA39}
1732 }% end of \catcode
1733 \xdef\pdfx@rgb@profile{\pdfx@aprofile@rgbdefault}
1734 \xdef\pdfx@cmky@profile{\pdfx@xprofile@cmkdefault}
1735 \xdef\pdfx@gray@profile{\pdfx@eprofile@graydefault}
1736 \xdef\pdfx@external@profile{\pdfx@pprofile@externaldefault}
1737
1738 %%-----
1739 %% License for the file sRGB_IEC61966-2-1_black_scaled.icc :
1740 %%
1741 %% Copyright International Color Consortium, 2009 -- http://www.color.org/
1742 %%
1743 %% It is hereby acknowledged that the file "sRGB_IEC61966-2-1_black_scaled.icc"
1744 %% is provided "AS IS" WITH NO EXPRESS OR IMPLIED WARRANTY.
1745 %%
1746 %% Licensing
1747 %%
1748 %% This profile is made available by the International Color Consortium,
1749 %% and may be copied, distributed, embedded, made, used, and sold without
1750 %% restriction. Altered versions of this profile shall have the original
1751 %% identification and copyright information removed and shall not be
1752 %% misrepresented as the original profile.
1753 %%
1754 %% Terms of use
1755 %%
1756 %% To anyone who acknowledges that the file "sRGB_IEC61966-2-1_black_scaled.icc"
1757 %% is provided "AS IS" WITH NO EXPRESS OR IMPLIED WARRANTY, permission to use,
1758 %% copy and distribute these file for any purpose is hereby granted without fee,
1759 %% provided that the file is not changed including the ICC copyright notice tag,
1760 %% and that the name of ICC shall not be used in advertising or publicity
1761 %% pertaining to distribution of the software without specific, written prior
1762 %% permission. ICC makes no representations about the suitability of this
1763 %% software for any purpose.
1764 %%
1765 %%-----
1766
```

- ▶ Introduction
- ▶ Usage
- ▶ Installing
- ▶ Multilingual and Technical Considerations
- ▶ Bibliography
- ▶ References
- ▶ Implementation
- ▶ Index
- ▶ Change History

```
1767 \newif\ifpdfx@tryoldprofiles
1768
1769 %% The colorprofiles package was added to TeXLive in October 2018.
1770 %% It allows the default Color Profiles to be maintained independent
1771 %% of the pdfx package.
1772 %% In particular sRGB_IEC61966-2-1_black_scaled.icc is no longer
1773 %% distributed with TeXLive 2018 and later.
1774 %% Older versions still have this file.
1775 %%
1776 \IfFileExists{colorprofiles.tex}{%
1777   \RequirePackage{colorprofiles}[2018/11/01]%
1778   \if\colorpro@rgb@profile\relax
1779     \expandafter\pdfx@tryoldprofilestrue
1780   \else
1781     \begingroup %% \endgroup occurs within the macro expansion
1782     \pdfx@setrgbprofile{\colorpro@rgb@profile
1783       }{\colorpro@rgb@identifier
1784       }{\colorpro@rgb@info
1785       }{\colorpro@rgb@registry
1786       }%
1787     \begingroup %% \endgroup occurs within the macro expansion
1788     \pdfx@setcmkprofile{\colorpro@cmk@profile
1789       }{\colorpro@cmk@intent
1790       }{\colorpro@cmk@identifier
1791       }{\colorpro@cmk@registry
1792       }%
1793     \expandafter\pdfx@tryoldprofilesfalse
1794   \fi
1795 }{%
1796   \PackageWarning{pdfx}{%
1797     The 'colorprofiles' package is not installed correctly.^^J
1798     File 'colorprofiles.tex' is missing. Proceeding without it.
1799   }%
1800   \pdfx@tryoldprofilestrue
1801 }
1802
1803 {\catcode`\| 14 \catcode`\% 12 \catcode`\_ 12 \catcode`\: 12
1804  \catcode`\\ 12 \catcode`\- 12 \catcode`\ / 12
1805  \edef\@bchar{\expandafter\@gobble\string\|}
1806  \edef\({\string\}\edef\){\string\}}
1807 \ifpdfx@tryoldprofiles
1808 || this will be used by TeXLive installations up to 2017.
1809 \begingroup | \endgroup occurs within the macro expansion
1810 \expandafter\pdfx@setrgbprofile\expandafter
1811 {sRGB_IEC61966-2-1_black_scaled.icc}|
1812 {sRGB_IEC61966-2-1_black_scaled}|
1813 {sRGB IEC61966 v2.1 with black scaling}|
1814 {http://www.color.org}|
1815 \begingroup | \endgroup occurs within the macro expansion
1816 \pdfx@setcmkprofile{coated_FOGRA39L_argl.icc}| coated_FOGRA39L_argl.icc
1817 {Coated FOGRA39}|
1818 {FOGRA39 \string\ (ISO Coated v2 300%\space \string\ (ECI\string\)\string\)}|
```

- ▶ Introduction
- ▶ Usage
- ▶ Installing
- ▶ Multilingual and Technical Considerations
- ▶ Bibliography
- ▶ References
- ▶ Implementation
- ▶ Index
- ▶ Change History

```
1819 {http://www.argyllcms.com/}{http://www.color.org/}|
1820 \fi || end of \ifpdfx@tryoldprofiles
1821 \beginngroup | \endgroup occurs within the macro expansion
1822 \pdfx@setgrayprofile{Gray_linear.icc}|
1823 {}|
1824 {Custom}|
1825 {http://www.freedesktop.org/wiki/OpenIcc/}|
1826 \ifno@iccprofile
1827 \beginngroup | \endgroup occurs within the macro expansion
1828 \pdfx@externalprofile{Coated FOGRA39 \(\ISO 12647-2:2004\)}|
1829 {Offset commercial and specialty printing according to ISO 12647-2:2004 |
1830 / Amd 1, paper type 1 or 2 \(\gloss or matte coated offset, 115 g/m2\), |
1831 screen frequency 60/cm.}|
1832 {FOGRA39}{http://www.color.org/}{CMYK}{02100000}{http://www.adobe.com/}|
1833 {Coated FOGRA39 \(\ISO 12647-2:2004\)}{74FF62F330BF0DBE4495B5720542D511}|
1834 \fi
1835 }% end of \catcode
1836
1837 %%
1838 %%-----
1839 %% License for the file coated_FOGRA39L_argl.icc :
1840 %%
1841 %% The zlib/libpng License
1842 %%
1843 %% Copyright (c) 2008 Kai-Uwe Behrmann
1844 %%
1845 %% This software is provided 'as-is', without any express or implied
1846 %% warranty. In no event will the authors be held liable for any damages
1847 %% arising from the use of this software.
1848 %%
1849 %% Permission is granted to anyone to use this software for any purpose,
1850 %% including commercial applications, and to alter it and redistribute
1851 %% it freely, subject to the following restrictions:
1852 %%
1853 %% 1. The origin of this software must not be misrepresented; you
1854 %% must not claim that you wrote the original software. If you use
1855 %% this software in a product, an acknowledgment in the product
1856 %% documentation would be appreciated but is not required.
1857 %%
1858 %% 2. Altered source versions must be plainly marked as such, and
1859 %% must not be misrepresented as being the original software.
1860 %%
1861 %% 3. This notice may not be removed or altered from any source
1862 %% distribution.
1863 %%-----
1864
1865 \newif\ifexternalICCprofiles
1866 \newif\ifpdfx@noXMPdata
1867
1868 \beginngroup
1869 %% override unneeded color-profile specifier
1870 \ifpdfx@x
```



# Generation of PDF/X- and PDF/A-compliant PDFs with pdf<sub>T</sub>E<sub>X</sub>—pdfx.sty

C. V. Radhakrishnan, Hàn Thế Thành, Ross Moore and Peter Selinger

## QUICK LINKS

- ▶ Introduction
- ▶ Usage
- ▶ Installing
- ▶ Multilingual and Technical Considerations
- ▶ Bibliography
- ▶ References
- ▶ Implementation
- ▶ Index
- ▶ Change History

```
1871 \ifno@iccprofile % PDF/X-4p and PDF/X-5pg PDF/VT-2
1872 \begingroup
1873 \def\pdfx@extprofiles@store{AdobeExternalProfiles.tex}%
1874 \InputIfFileExists{\pdfx@extprofiles@store}%
1875 {\global\externalICCprofilestrue \catcode `\<# 12\relax}%
1876 {\typeout{** pdfx: No file \pdfx@extprofiles@store\space
1877 found for PDF/X-4p or PDF/X-5pg}}%
1878 \endgroup
1879 \else
1880 \begingroup
1881 \def\pdfx@profiles@store{AdobeColorProfiles.tex}%
1882 \InputIfFileExists{\pdfx@profiles@store}%
1883 {\global\externalICCprofilesfalse \catcode `\<# 12\relax}%
1884 {\typeout{** pdfx: No file \pdfx@profiles@store\space
1885 found for PDF/X variants}}%
1886 \endgroup
1887 %% \def\setRGBcolorprofile#1#2#3#4{%
1888 %% \PackageError{pdfx}{PDF/X requires a CMYK color profile}%
1889 %% {Just continue using the default CMYK profile.^J}}%
1890 \fi
1891 \else
1892 %% load it, in case the macros are used in .xmpdata
1893 \InputIfFileExists{AdobeColorProfiles.tex}{}{}%
1894 \ifpdfx@
1895 \else
1896 \def\setCMYKcolorprofile#1#2#3#4{%
1897 \def\setGRAYcolorprofile#1#2#3#4{%
1898 \fi\fi
1899 %%
1900 \ifluatex\else\ifxetex\else
1901 \inputencoding{8bit}%
1902 \fi\fi
1903 \makeatletter
1904 \pdfx@localcommands
1905 %% Do this in a box, so any stray characters don't get into TeX's lists.
1906 \setbox0\hbox{%
1907 \InputIfFileExists{\jobname.xmpdata}%
1908 {\typeout{** pdfx: Metadata file \jobname.xmpdata read successfully.}}%
1909 {\typeout{** pdfx: No file \jobname.xmpdata .
1910 Metadata will be incomplete!}}\aftergroup\pdfx@noXMPdatatrue}}
1911 \endgroup
1912 %% -----
1913
1914 \def\pdfx@LanguageSpec{}
1915 \def\pdfx@mainLanguage{en-US}% absolute default
1916 \def\pdfx@checkfor@sep#1#2\sep#3\pdfx@endparse{\def#1{#2}}
1917 \ifx\@empty\xmp@Language\else
1918 \expandafter\pdfx@checkfor@sep\expandafter\pdfx@mainLanguage\xmp@Language
1919 \sep\pdfx@endparse
1920 \fi
1921 \edef\pdfx@LanguageSpec{/Lang (\pdfx@mainLanguage)}
1922
```

- ▶ Introduction
- ▶ Usage
- ▶ Installing
- ▶ Multilingual and Technical Considerations
- ▶ Bibliography
- ▶ References
- ▶ Implementation
- ▶ Index
- ▶ Change History

```

1923 %% -----
1924 \begingroup
1925 \catcode`\_ 12 \catcode`\" 12 \catcode`\' 12
1926 \catcode`\< 12 \catcode`\> 12 \catcode`\| 12 \catcode`\[ 12 \catcode`\] 12
1927 \edef\@pctchar{\expandafter\@gobble\string\%}
1928 \edef\@bchar{\expandafter\@gobble\string\}
1929 \edef\@{\string\}
1930 \edef\{\{\string\}
1931 \edef\}\{\string\}
1932 %%
1933 \def\pdfx@outcatalog@dict{%
1934 \pdfx@LanguageSpec
1935 /ViewerPreferences <</DisplayDocTitle true >>
1936 /OutputIntents \pdfx@outintents % needs appropriate expansion
1937 }%
1938 \ifpdfx@x % PDF/X needs a CMYK or RGB color profile for printing
1939 \ifno@iccprofile % PDF/X-4p and PDF/X-5pg
1940 %%
1941 %% URL and metadata for the desired external Color Profile
1942 %%
1943 \edef\pdfx@colorURL@dict{<</FS/URL/F(\pdfx@colorURL)>>}
1944 \def\pdfx@colorprofile@dict{<< %
1945 /Checksum <\pdfx@profile@checksum>^^J%
1946 /ICCVersion <\pdfx@iccversion>%
1947 /ProfileCS (\pdfx@profileCS)^^J%
1948 /ProfileName (\pdfx@extprofile)^^J%
1949 /URLs [\OBJ@URLs] >>
1950 }
1951 %% How to specify the PDF objects with different drivers
1952 \ifxetex
1953 \def\OBJ@URLs{ @colorURL }%
1954 \def\OBJ@ICC{ @colorprofile }%
1955 \immediate\special{pdf:obj \OBJ@URLs \pdfx@colorURL@dict }%
1956 \immediate\special{pdf:obj \OBJ@ICC \pdfx@colorprofile@dict }%
1957 \else % pdfTeX & LuaTeX
1958 \immediate\pdfobj{\pdfx@colorURL@dict}%
1959 \def\OBJ@URLs{\the\pdflastobj\space 0 R}%
1960 \immediate\pdfobj{\pdfx@colorprofile@dict}%
1961 \def\OBJ@ICC{\the\pdflastobj\space 0 R}%
1962 \fi
1963 %% Output Intent dictionary, with object reference
1964 \edef\pdfx@outintent@dict{%
1965 /Type/OutputIntent
1966 /S/GTS_PDFX^^J
1967 /OutputCondition (\pdfx@cmyk@intent)^^J
1968 /OutputConditionIdentifier (\pdfx@cmyk@identifier)^^J
1969 /Info(\pdfx@cmyk@intent)^^J
1970 /RegistryName(\pdfx@cmyk@registry)^^J
1971 %% extra dictionary required for PDF/X-4p and PDF/X-5pg
1972 /DestOutputProfileRef \OBJ@ICC
1973 }%
1974 %%

```

# Generation of PDF/X- and PDF/A-compliant PDFs with pdfTeX—pdfx.sty

C. V. Radhakrishnan, Hàn Thế Thành, Ross Moore and Peter Selinger

## QUICK LINKS

- ▶ Introduction
- ▶ Usage
- ▶ Installing
- ▶ Multilingual and Technical Considerations
- ▶ Bibliography
- ▶ References
- ▶ Implementation
- ▶ Index
- ▶ Change History

```
1975 \else % PDF/X-1 , PDF/X-1a , PDF/X-3 , PDF/X-4 , PDF/X-5g
1976 %%
1977 \ifpdfx@cmyk
1978 \IfFileExists{"\pdfx@cmyk@profile"}{%
1979 % embedded CMYK color profile
1980 %%
1981 %% Output Intent dictionary, with object reference
1982 \def\pdfx@outintent@dict{%
1983 /Type/OutputIntent
1984 /S/GTS_PDFX^^J
1985 /OutputCondition (\pdfx@cmyk@intent)^J
1986 /OutputConditionIdentifier (\pdfx@cmyk@identifier)^J
1987 /Info(\pdfx@cmyk@intent)^J
1988 /RegistryName(\pdfx@cmyk@registry)
1989 /DestOutputProfile \OBJ@CMYK
1990 }%
1991 \def\pdfx@numcoords{/N 4}%
1992 %%
1993 \ifxetex
1994 \def\OBJ@CMYK{@colorprofile}%
1995 \immediate\special{%
1996 pdf:fstream \OBJ@CMYK (\pdfx@cmyk@profile) <<\pdfx@numcoords >>%
1997 \else % pdfTeX
1998 \immediate\pdfobj stream attr{\pdfx@numcoords} file {\pdfx@cmyk@profile}%
1999 \edef\OBJ@CMYK{\the\pdflastobj\space 0 R}%
2000 \fi
2001 \pdfcatalog{%
2002 \pdfx@LanguageSpec
2003 /OutputIntents [ <<
2004 /Type/OutputIntent
2005 /S/GTS_PDFX
2006 /OutputCondition (\pdfx@cmyk@intent)%
2007 /OutputConditionIdentifier (\pdfx@cmyk@identifier)%
2008 /Info(\pdfx@cmyk@intent)%
2009 /RegistryName(\pdfx@cmyk@registry)
2010 /DestOutputProfile \OBJ@CMYK
2011 >> ]}%
2012 }{%
2013 \PackageError{pdfx}{No color profile \pdfx@cmyk@profilename\space found
2014 to use for CMYK printing colors.}%
2015 {Is this the correct directory: \pdfx@CMYKcolorprofiledir\space ?}%
2016 }% end of \IfFileExists for CMYK
2017 \else\ifpdfx@custom
2018 %% allow Custom profile with PDF/X-5n
2019 \IfFileExists{"\pdfx@customcolorprofiledir\pdfx@custom@profile"}{%
2020 %% embedded Custom color profile
2021 %%
2022 %% Output Intent dictionary, with object reference
2023 \def\pdfx@outintent@dict{%
2024 /Type/OutputIntent
2025 /S/GTS_PDFX^^J
2026 /OutputConditionIdentifier (Custom)^J
```

- ▶ Introduction
- ▶ Usage
- ▶ Installing
- ▶ Multilingual and Technical Considerations
- ▶ Bibliography
- ▶ References
- ▶ Implementation
- ▶ Index
- ▶ Change History

```
2027 /OutputCondition (\pdfx@custom@identifier)^J
2028 /Info(\pdfx@custom@profile)^J
2029 /RegistryName(\pdfx@custom@registry)
2030 /Registry(\pdfx@custom@registry)
2031 /DestOutputProfileRef \OBJ@CustomDir
2032 }%
2033 \def\OBJ@CustomDir{<<
2034 \pdfx@numcoords^J
2035 /URLs [ << /Type /Filespec ^J/EF \OBJ@CustomFile^J
2036 /F (\pdfx@custom@profile) /UF (\pdfx@custom@profile) >>]^J
2037 >>}
2038 %% need more attributes:
2039 \def\pdfx@numcoords{%
2040 /Checksum <\pdfx@profile@checksum>^J%
2041 /ICCVersion <\pdfx@iccversion>%
2042 /ProfileName (\pdfx@custom@profile)^J%
2043 /ProfileCS (\pdfx@custom@numcolors)^J%
2044 /ColorantTable [\pdfx@custom@colornames]
2045 }%
2046 \def\pdfx@custom@filespec{%
2047 /Type /EmbeddedFile >>^J
2048 /Subtype (application/vnd.iccprofile )
2049 }%
2050 %%
2051 \ifxetex
2052 \def\OBJ@CustomFile{@colorprofile}%
2053 \immediate\special{pdf:fstream \OBJ@CustomFile
2054 (\pdfx@customcolorprofiledir\pdfx@custom@profile) <<\pdfx@custom@filespec >>}%
2055 \else % pdfTeX
2056 \immediate\pdfobj stream attr{\pdfx@custom@filespec} file %
2057 {\pdfx@customcolorprofiledir\pdfx@custom@profile}%
2058 \edef\OBJ@CustomFile{\the\pdflastobj\space 0 R}%
2059 \fi
2060 \pdfcatalog{%
2061 \pdfx@LanguageSpec
2062 /OutputIntents [ << \pdfx@outintent@dict >>] }%
2063 }{%
2064 \PackageError{pdfx}%
2065 {No color profile \pdfx@custom@profile\space found to use for Custom printing colors.}%
2066 {Is this the correct directory: \pdfx@customcolorprofiledir\space ?}%
2067 }% end of \IfFileExists for Custom
2068 \global\pdfx@cmyktrue % for TeX coloring
2069 %%
2070 \else % allow RGB profile with PDF/X ???
2071 \ifpdfx@noerr
2072 \PackageWarning{pdfx}{PDF/X normally requires a CMYK color profile.^J
2073 Assuming RGB profile is of type 'prtr' not 'mnr'.^J^J}%
2074 \else
2075 \PackageError{pdfx}{PDF/X normally requires a CMYK color profile.}%
2076 {To use RGB ensure profile is of type 'prtr' not 'mnr'.^J^J}%
2077 \fi
2078 % embedded RGB color profile
```

# Generation of PDF/X- and PDF/A-compliant PDFs with pdf<sub>T</sub>E<sub>X</sub>—pdfx.sty

C. V. Radhakrishnan, Hàn Thế Thành, Ross Moore and Peter Selinger

## QUICK LINKS

- ▶ Introduction
- ▶ Usage
- ▶ Installing
- ▶ Multilingual and Technical Considerations
- ▶ Bibliography
- ▶ References
- ▶ Implementation
- ▶ Index
- ▶ Change History

```
2079 %%
2080 %% Output Intent dictionary, with object reference
2081 \def\pdfx@outintent@dict{%
2082   /Type /OutputIntent
2083   /S/GTS_PDFX^^J
2084   /OutputConditionIdentifier (\pdfx@rgb@identifier)^^J
2085   /DestOutputProfile \OBJ@RGB^^J
2086   /Info(\pdfx@rgb@info)^^J
2087   /RegistryName(\pdfx@rgb@registry)
2088 }%
2089 \IfFileExists{"\pdfx@rgb@profile"}{%
2090   \def\pdfx@numcoords{/N 3 /Alternate/DeviceRGB}
2091   \ifxetex
2092     \immediate\special{%
2093       pdf:fstream @colorprofile (\pdfx@rgb@profile) << \pdfx@numcoords >>}
2094     \def\OBJ@RGB{@colorprofile}%
2095   \else
2096     \immediate\pdfobj stream attr{\pdfx@numcoords} file{\pdfx@rgb@profile}%
2097     \edef\OBJ@RGB{\the\pdflastobj\space 0 R}%
2098   \fi
2099   \edef\pdfx@outintent@dict{%
2100     /Type /OutputIntent
2101     /S/GTS_PDFX
2102     /OutputConditionIdentifier (\pdfx@rgb@identifier)%
2103     /DestOutputProfile \OBJ@RGB
2104     /Info(\pdfx@rgb@info)
2105     /RegistryName(\pdfx@rgb@registry)
2106   }%
2107   \ifxetex
2108     \def\OBJ@RGB{ @colorprofile }%
2109     \immediate\special{%
2110       pdf:fstream @colorprofile (\pdfx@rgb@profile) <<\pdfx@numcoords >>}
2111   \else %% pdfTeX or LuaTeX
2112     \immediate\pdfobj stream attr{\pdfx@numcoords} file{\pdfx@rgb@profile}%
2113     \edef\OBJ@RGB{\the\pdflastobj\space 0 R}%
2114   \fi
2115 }{%
2116   \PackageError{pdfx}%
2117   {No color profile \pdfx@rgb@profilename\space found to use for RGB screen colors.}%
2118   {Is this the correct directory: \pdfx@RGBcolorprofiledir\space ?}%
2119 }% end of \IfFileExists for RGB
2120 \fi % end of \ifpdfx@custom
2121 \fi % end of \ifpdfx@cmyk
2122 \fi % end of \ifno@iccprofile
2123 %% end of PDF/X
2124 \else
2125 %% PDF/A and PDF/E can specify a CMYK profile
2126 \expandafter\ifx\expandafter\relax\pdfx@rgb@profile\relax
2127   \global\pdfx@cmyktrue
2128   \IfFileExists{"\pdfx@cmyk@profile"}{%
2129     \def\pdfx@numcoords{/N 4}
2130     % embedded CMYK color profile
```

# Generation of PDF/X- and PDF/A-compliant PDFs with pdfTeX—pdfx.sty

C. V. Radhakrishnan, Hàn Thế Thành, Ross Moore and Peter Selinger

## QUICK LINKS

- ▶ Introduction
- ▶ Usage
- ▶ Installing
- ▶ Multilingual and Technical Considerations
- ▶ Bibliography
- ▶ References
- ▶ Implementation
- ▶ Index
- ▶ Change History

```
2131 \ifxetex
2132 \def\OBJ@CMYK{@colorprofile}%
2133 \special{pdf:fstream @colorprofile (\pdfx@cmyk@profile) <<\pdfx@numcoords >>}
2134 \else %% pdfTeX or LuaTeX
2135 \immediate\pdfobj stream attr{\pdfx@numcoords} file{\pdfx@cmyk@profile}%
2136 \edef\OBJ@CMYK{\the\pdflastobj\space 0 R}%
2137 \fi
2138 \edef\pdfx@outintent@dict{%
2139 /Type /OutputIntent
2140 \ifpdfx@e
2141 /S/ISO_PDFE1
2142 \else
2143 /S/GTS_PDFA1
2144 \fi
2145 /OutputCondition (\pdfx@cmyk@intent)% use this or /Info ?
2146 /OutputConditionIdentifier (\pdfx@cmyk@identifier)%
2147 /DestOutputProfile \OBJ@CMYK
2148 /Info(\pdfx@cmyk@intent)%
2149 /RegistryName(\pdfx@cmyk@registry)
2150 }%
2151 }{%
2152 \PackageError{pdfx}{No color profile \pdfx@cmyk@profilename\space found
2153 to use for CMYK printing colors.}%
2154 {Is this the correct directory: \pdfx@CMYKcolorprofiledir\space ?}%
2155 }% end of \IfFileExists for CMYK
2156 \else
2157 %% PDF/A and PDF/E usually need an RGB color profile for on-screen rendering
2158 \global\pdfx@cmykfalse
2159 \expandafter\IfFileExists\expandafter{\pdfx@rgb@profile}{%
2160 \def\pdfx@numcoords{/N 3 /Alternate/DeviceRGB}
2161 \ifxetex
2162 \def\OBJ@RGB{ @colorprofile }%
2163 \immediate\special{pdf:fstream @colorprofile (\pdfx@rgb@profile) <<\pdfx@numcoords >>}
2164 \else
2165 \immediate\pdfobj stream attr{\pdfx@numcoords} file{\pdfx@rgb@profile}%
2166 \edef\OBJ@RGB{\the\pdflastobj\space 0 R}%
2167 \fi
2168 \edef\pdfx@outintent@dict{%
2169 /Type /OutputIntent
2170 \ifpdfx@e
2171 /S/ISO_PDFE1
2172 \else
2173 /S/GTS_PDFA1
2174 \fi
2175 /OutputConditionIdentifier (\pdfx@rgb@identifier)%
2176 /DestOutputProfile \OBJ@RGB
2177 /Info(\pdfx@rgb@info)
2178 /RegistryName(\pdfx@rgb@registry)
2179 }%
2180 }{%
2181 \PackageError{pdfx}%
2182 {No color profile \pdfx@rgb@profilename\space found to use for RGB screen colors.}%
```

# Generation of PDF/X- and PDF/A-compliant PDFs with pdfT<sub>E</sub>X—pdfx.sty

C. V. Radhakrishnan, Hàn Thê Thành, Ross Moore and Peter Selinger

## QUICK LINKS

- ▶ Introduction
- ▶ Usage
- ▶ Installing
- ▶ Multilingual and Technical Considerations
- ▶ Bibliography
- ▶ References
- ▶ Implementation
- ▶ Index
- ▶ Change History

```
2183   {Is this the correct directory: \pdfx@RGBcolorprofiledir\space ?}%
2184 }% end of \IfFileExists for RGB
2185 \fi % end of ifx  for PDF/A or PDF/E
2186 \fi % end of  ifpdfx@x
2187 %%
2188 \expandafter\ifx\csname pdfx@outintent@dict\endcsname\relax
2189 \else
2190 %%
2191 %% build the OutputIntent array
2192 %%
2193 \ifxetex
2194   \def\pdfx@outintents{ @outintentsarray }%
2195   \def\pdfx@outintentref{ @outintent@dict }%
2196   \immediate\special{pdf:obj \pdfx@outintentref << \pdfx@outintent@dict >>}
2197   \immediate\special{pdf:obj \pdfx@outintents [ ]}%
2198   \immediate\special{pdf:put \pdfx@outintents \pdfx@outintentref }%
2199 \else
2200   \immediate\pdfobj{<<\pdfx@outintent@dict>>}%
2201   \edef\pdfx@outintents{[\the\pdflastobj\space 0 R]}%
2202 \fi
2203 %%
2204 %% make the Catalog entry, if not already done
2205 %%
2206 \ifx\pdfx@outcatalog@dict\relax
2207 \else
2208   \pdfcatalog{\pdfx@outcatalog@dict}%
2209 \fi
2210 \fi % end of  OutputIntent array and Catalog entry
2211 \endgroup
2212
2213 %% -----
2214 %% Make a version of \xmp@Keywords and \xmp@Author where \sep has been
2215 %% replaced by a comma. The first is for the pdf:Keywords property,
2216 %% which accepts a comma-separated string of keywords, and seems to be
2217 %% mandatory for PDF/A-1 compliance. The second is for the dc:creator
2218 %% property. Although it is defined to be a sequence of authors, Adobe
2219 %% Acrobat will in fact ignore and delete all except the first author.
2220 %% Therefore, it's safer to always separate authors by commas.
2221
2222 \begingroup
2223 \let\pdfx@xmpunimarkup\relax
2224 \pdfx@xmpmarkup
2225 \ifluatex\else\ifxetex\else
2226   \inputencoding{8bit}%
2227 \fi\fi
2228 \makeatletter
2229 \IfFileExists{\pdfx@encodingfile}{%
2230   \def\cf@encoding{L8U}\fontencoding{L8U}%
2231 }{}%
2232 \let\protect@typeset@protect
2233 \pdfx@xmpmarkup %% !!!!! no longer needed
2234 %% \xdef\xmp@@Author{\xmp@Author}% no need to expand
```

## QUICK LINKS

- ▶ Introduction
- ▶ Usage
- ▶ Installing
- ▶ Multilingual and Technical Considerations
- ▶ Bibliography
- ▶ References
- ▶ Implementation
- ▶ Index
- ▶ Change History

```

2235 \global\let\xmp@@Author\xmp@Author
2236 \def\sep{;}% expand to replace \sep !!! no longer needed
2237 %% \xdef\xmp@@Copyright{\xmp@Copyright}%
2238 \global\let\xmp@@Copyright\xmp@Copyright
2239 %% \xdef\xmp@@Keywords{\xmp@Keywords}%
2240 %% \global\let\xmp@@Keywords\xmp@Keywords
2241 %% \global\let\xmp@Keywords\@empty %
2242 \global\let\xmp@@Keywords\@empty % don't use pdf:Keywords
2243 \endgroup
2244
2245 %% -----
2246 \def\xmp@convertDate{\pdfx@getYear}
2247 {\catcode`\D=12 \catcode`\:=12
2248 \gdef\pdfx@getYear D:#1#2#3#4{\edef\pdfx@xYear{#1#2#3#4}\pdfx@getMonth}
2249 }
2250 \def\pdfx@getMonth#1#2{\edef\pdfx@xMonth{#1#2}\pdfx@getDay}
2251 \def\pdfx@getDay#1#2{\edef\pdfx@xDay{#1#2}\pdfx@getHour}
2252 \def\pdfx@getHour#1#2{\edef\pdfx@xHour{#1#2}\pdfx@getMin}
2253 \def\pdfx@getMin#1#2{\edef\pdfx@xMin{#1#2}\pdfx@getSec}
2254 \def\pdfx@getSec#1#2{\edef\pdfx@xSec{#1#2}\pdfx@getTZh}
2255 \def\pdfx@getTZh{\futurelet\pdfx@next\pdfx@getTZh@branches}
2256
2257 {\catcode`\@=11 \catcode`\Z=12 \catcode`\+=12 \catcode`\-=12
2258 \gdef\pdfx@getTZh@branches{%
2259 \ifx\pdfx@next Z\let\pdfx@getTZbranch\pdfx@getTznozone
2260 \else\ifx\pdfx@next +\let\pdfx@getTZbranch\pdfx@getTZplus
2261 \else\ifx\pdfx@next -\let\pdfx@getTZbranch\pdfx@getTZminus
2262 \else\let\pdfx@getTZbranch\pdfx@getTZerror
2263 \fi\fi\fi \pdfx@getTZbranch }
2264
2265 \catcode`\@=12
2266 \gdef\pdfx@getTznozone Z#1\pdfx@getTZend{%
2267 \edef\pdfx@xTzh{+00}\edef\pdfx@xTzm{00}}
2268 \gdef\pdfx@getTZplus +#1'#2'#3\pdfx@getTZend{%
2269 \edef\pdfx@xTzh{+#1}\edef\pdfx@xTzm{#2}%
2270 \ifx\relax#2\relax\def\pdfx@xTzm{00}\fi}
2271 \gdef\pdfx@getTZminus -#1'#2'#3\pdfx@getTZend{%
2272 \edef\pdfx@xTzh{-#1}\edef\pdfx@xTzm{#2}%
2273 \ifx\relax#2\relax\def\pdfx@xTzm{00}\fi}
2274 %%
2275 %% How to support XeTeX here ?
2276 \expandafter\ifx\cename pdfcreationdate\endcsname\relax
2277 %% \xdef\pdfx@convDate{2016-04-01}% April fool!
2278 %% \xdef\xmp@convDate{2016-04-01}% April fool!
2279 \else
2280 \expandafter\expandafter\expandafter\xmp@convertDate\pdfcreationdate'\pdfx@getTZend
2281 \xdef\pdfx@convDate{\pdfx@xYear\pdfx@xMonth\pdfx@xDay\pdfx@xHour
2282 \pdfx@xMin\pdfx@xSec\pdfx@xTzh'\pdfx@xTzm'}%
2283 \xdef\xmp@convDate{\pdfx@xYear-\pdfx@xMonth-\pdfx@xDay
2284 T\pdfx@xHour:\pdfx@xMin:\pdfx@xSec\pdfx@xTzh:\pdfx@xTzm}%
2285 \fi
2286 }% end of \catcode

```



# Generation of PDF/X- and PDF/A-compliant PDFs with pdfT<sub>E</sub>X—pdfx.sty

C. V. Radhakrishnan, Hàn Thế Thành, Ross Moore and Peter Selinger

## QUICK LINKS

- ▶ Introduction
- ▶ Usage
- ▶ Installing
- ▶ Multilingual and Technical Considerations
- ▶ Bibliography
- ▶ References
- ▶ Implementation
- ▶ Index
- ▶ Change History

```
2287
2288
2289 %% -----
2290 %% \pdfx@topdfstring\toka\tokb: Convert the string in \tokb to a format
2291 %% appropriate for PDF /Info strings, i.e., PDFDoc encoding or UTF-16
2292 %% encoding, and store the result in \toka As a special case, if \tokb
2293 %% is \empty, set \toka to \empty.
2294
2295 \RequirePackage{stringenc}% prevent it loading later inside a group
2296 \def\pdfx@topdfstring #1#2{%
2297   \ifx #2\empty
2298     \global\let#1\empty
2299   \else
2300     \begingroup
2301     \ifluatex\else\ifxetex\else
2302       \inputencoding{utf8}%
2303     \fi\fi
2304     \@ifl@t@r\fmtversion{2022/06/01}{\hypersetup{pdfencoding=auto}}%
2305     \pdfstringdef #1{#2}%
2306   \endgroup
2307 \fi
2308 }
2309
2310 %% -----
2311 %% if high-bit characters are already encoded as active
2312 %% then \pdfstringdef probably changes their meaning
2313 %% so save these for later reversion.
2314 %%
2315 \newif\ifpdf@activechars
2316 {\ifnum\catcode^^^c0 = 13\relax \aftergroup\pdf@activecharstrue\fi}%
2317 %%
2318 %% normally not used with XeTeX or LuaTeX
2319 %%
2320
2321 \ifpdf@activechars
2322   \global\let\pdfx@save@co ^^c0\relax
2323   \global\let\pdfx@save@ci ^^c1\relax
2324   \global\let\pdfx@save@cii ^^c2\relax
2325   \global\let\pdfx@save@ciii ^^c3\relax
2326   \global\let\pdfx@save@civ ^^c4\relax
2327   \global\let\pdfx@save@cv ^^c5\relax
2328   \global\let\pdfx@save@cvi ^^c6\relax
2329   \global\let\pdfx@save@cvii ^^c7\relax
2330   \global\let\pdfx@save@cviii ^^c8\relax
2331   \global\let\pdfx@save@cix ^^c9\relax
2332   \global\let\pdfx@save@ca ^^ca\relax
2333   \global\let\pdfx@save@cb ^^cb\relax
2334   \global\let\pdfx@save@cc ^^cc\relax
2335   \global\let\pdfx@save@cd ^^cd\relax
2336   \global\let\pdfx@save@ce ^^ce\relax
2337   \global\let\pdfx@save@cf ^^cf\relax
2338   \global\let\pdfx@save@do ^^d0\relax
```

# Generation of PDF/X- and PDF/A-compliant PDFs with pdf<sub>T</sub>E<sub>X</sub>— pdfx.sty

C. V. Radhakrishnan, Hàn Thế Thành, Ross Moore and Peter Selinger

## QUICK LINKS

- ▶ Introduction
- ▶ Usage
- ▶ Installing
- ▶ Multilingual and Technical Considerations
- ▶ Bibliography
- ▶ References
- ▶ Implementation
- ▶ Index
- ▶ Change History

```
2339 \global\let\pdfx@save@di ^^d1\relax
2340 \global\let\pdfx@save@dii ^^d2\relax
2341 \global\let\pdfx@save@diii ^^d3\relax
2342 \global\let\pdfx@save@div ^^d4\relax
2343 \global\let\pdfx@save@dv ^^d5\relax
2344 \global\let\pdfx@save@dvi ^^d6\relax
2345 \global\let\pdfx@save@dvii ^^d7\relax
2346 \global\let\pdfx@save@dviii ^^d8\relax
2347 \global\let\pdfx@save@dix ^^d9\relax
2348 \global\let\pdfx@save@da ^^da\relax
2349 \global\let\pdfx@save@db ^^db\relax
2350 \global\let\pdfx@save@dc ^^dc\relax
2351 \global\let\pdfx@save@dd ^^dd\relax
2352 \global\let\pdfx@save@de ^^de\relax
2353 \global\let\pdfx@save@df ^^df\relax
2354 \global\let\pdfx@save@eo ^^e0\relax
2355 \global\let\pdfx@save@ei ^^e1\relax
2356 \global\let\pdfx@save@eii ^^e2\relax
2357 \global\let\pdfx@save@eiii ^^e3\relax
2358 \global\let\pdfx@save@eiv ^^e4\relax
2359 \global\let\pdfx@save@ev ^^e5\relax
2360 \global\let\pdfx@save@evi ^^e6\relax
2361 \global\let\pdfx@save@evii ^^e7\relax
2362 \global\let\pdfx@save@eviii ^^e8\relax
2363 \global\let\pdfx@save@eix ^^e9\relax
2364 \global\let\pdfx@save@ea ^^ea\relax
2365 \global\let\pdfx@save@eb ^^eb\relax
2366 \global\let\pdfx@save@ec ^^ec\relax
2367 \global\let\pdfx@save@ed ^^ed\relax
2368 \global\let\pdfx@save@ee ^^ee\relax
2369 \global\let\pdfx@save@ef ^^ef\relax
2370 \global\let\pdfx@save@fo ^^f0\relax
2371 \global\let\pdfx@save@fi ^^f1\relax
2372 \global\let\pdfx@save@fii ^^f2\relax
2373 \global\let\pdfx@save@fiii ^^f3\relax
2374 \fi
2375
2376 %% -----
2377 %% detect when \sep is used for multiple authors
2378 %% then suppress the /Author field in PDF /Info
2379 \newif\ifpdfx@sep@infield@
2380 \let\pdfx@endparse\relax
2381 \def\pdfx@parseforsep#1\sep#2\pdfx@endparse{%
2382 \pdfx@sep@infield@false
2383 \ifx\relax#2\relax\else\pdfx@sep@infield@true\fi
2384 }
2385
2386 \begingroup
2387 \let\CATCODE\catcode
2388 \let\ENDGROUP\endgroup
2389 \let\GDEF\gdef
2390 \CATCODE`\m 12 \CATCODE`\a 12 \CATCODE`\c 12 \CATCODE`\r 12 \CATCODE`\o 12
```

- ▶ Introduction
- ▶ Usage
- ▶ Installing
- ▶ Multilingual and Technical Considerations
- ▶ Bibliography
- ▶ References
- ▶ Implementation
- ▶ Index
- ▶ Change History

```
2391 \CATCODE`\: 12 \CATCODE`\- 12 \CATCODE`\> 12
2392 \GDEF\pdfx@DOSTRIP@MACRO macro:->#1\@{#1}%
2393 \ENDGROUP
2394 \def\pdfx@strip@macro#1{%
2395   \expandafter\edef\expandafter#1\expandafter{%
2396     \expandafter\pdfx@DOSTRIP@MACRO\meaning#1\@}%
2397 }
2398
2399 %% Convert the relevant XMP properties to PDF strings, expanding markup
2400 %% (such as \sep, \&, \copyright, etc) in an appropriate way.
2401 %% These PDF strings are actually not always necessary, but if supplied they
2402 %% must match exactly what is in the XMP version. This may be impossible
2403 %% if math symbols are used; e.g. Plane-1 alphanumerics.
2404 %% Generally, it is better to *not* provide PDF-info strings;
2405 %% instead just providing metadata through XMP.
2406 %% This is not always enough â?? a driver may add it by default!
2407 %%
2408 %% But some PDF readers don't support XMP, so it is nice to have
2409 %% /Info fields, when this can be done reliably.
2410 %%
2411 %% 2018-12-16: load package outside the grouping
2412 \RequirePackage{stringenc}%
2413 \begingroup
2414   \catcode`\| 0
2415   \catcode `\\ 12
2416   |gdef |pdfx@parsebackslash#1{%
2417     |begingroup
2418     |def |pdfx@parsemacro{#1}%
2419     |def |pdfx@parseout{}%
2420     |expandafter |pdfx@doparsebackslash#1\|pdfx@endparse
2421   }
2422   |gdef |pdfx@doparsebackslash#1\#2|pdfx@endparse{%
2423     |edef |pdfx@parseout{|pdfx@parseout#1}%
2424     |ifx |relax#2|relax
2425     |let |next |pdfx@parseend
2426     |else
2427     |edef |pdfx@parseout{|pdfx@parseout \\}%
2428     |def |next{|pdfx@doparsebackslash#2|pdfx@endparse}%
2429     |fi |next
2430   }
2431 |endgroup
2432 \def\pdfx@parseend{%
2433   \edef\next{\endgroup\def\expandafter\noexpand\pdfx@parsemacro{\pdfx@parseout}}%
2434   \next
2435 }%
2436 \begingroup
2437 %% \expandafter\ifx\csname pdf@escapehex\endcsname\relax
2438 %% \PackageWarning{pdfx}{%
2439 %%   Missing an implementation of \string\pdf@escapehex ^^J
2440 %%   Translated Metadata cannot be generated as PDF strings.^^J}%
2441 %% \def\pdfx@GeneratePdfString#1#2{%
2442 %% \def\pdfx@ConvertUTFtoBE#1#2{%
```

# Generation of PDF/X- and PDF/A-compliant PDFs with pdfT<sub>E</sub>X—pdfx.sty

C. V. Radhakrishnan, Hàn Thê Thành, Ross Moore and Peter Selinger

## QUICK LINKS

- ▶ Introduction
- ▶ Usage
- ▶ Installing
- ▶ Multilingual and Technical Considerations
- ▶ Bibliography
- ▶ References
- ▶ Implementation
- ▶ Index
- ▶ Change History

```
2443 %% \fi %%\else
2444 \gdef\pdfx@GeneratePdfString#1#2{%
2445   % converts a UTF-8 string to UTF-16be
2446   \StringEncodingConvert{#1}{#2}{utf8}{utf16be}%
2447   \edef\pdfx@tempii{#1}\relax
2448   \xdef#1{\string\376\string\377\pdfescapestring{\pdfx@tempii}}%
2449 }%
2450 \gdef\pdfx@ConvertUTFtoBE#1#2{%
2451   \setbox0=\hbox{% catch any rubbish escaping to the MVL
2452   \def\cf@encoding{L8U}\fontencoding{L8U}%
2453   \ifluatex
2454 %%     \let\pdfescapestring\luaescapestring
2455   \else\ifxetex\else
2456     \inputencoding{8bit}%
2457   \fi\fi
2458 %%   \pdfx@xmpmarkup %% don't want some things
2459   \pdfx@xmpunimarkup
2460   \let\backslash\textbackslash
2461   \edef\pdfx@temp{#2}% ensure XMP expands to UTF8
2462   \ifluatex
2463     \pdfx@parsebackslash\pdfx@temp
2464     \pdfstringdef{#1}{\pdfx@temp}%
2465   \else\ifxetex
2466     \pdfx@parsebackslash\pdfx@temp
2467     \pdfstringdef{#1}{\pdfx@temp}%
2468   \else
2469     \pdfx@GeneratePdfString{#1}{\pdfx@temp}%
2470   \fi\fi
2471 }% end of \setbox
2472 }%
2473 %% \fi
2474 \pdfx@pdfmarkup
2475 \global\let\pdfx@pdfAuthor\@empty
2476 \global\let\pdfx@pdfTitle\@empty
2477 \global\let\pdfx@pdfSubject\@empty
2478 \global\let\pdfx@pdfKeywords\@empty
2479 \ifpdfx@nopdfinfo % transliterated strings present
2480 %% RRM: this may still work with parser macros ???
2481 \expandafter\ifx\expandafter\relax\xmp@Title\relax\else
2482   \pdfx@ConvertUTFtoBE{\pdfx@pdfTitle}{\xmp@Title}%
2483   \fi
2484 \expandafter\ifx\expandafter\relax\xmp@Subject\relax\else
2485   \pdfx@ConvertUTFtoBE{\pdfx@pdfSubject}{\xmp@Subject}%
2486   \fi
2487 \else %% pdfx@nopdfinfofalse
2488   \expandafter\ifx\expandafter\relax\xmp@Title\relax\else
2489     \ifluatex
2490       \pdfx@ConvertUTFtoBE\pdfx@pdfTitle\xmp@Title
2491     \else\ifxetex
2492       \pdfx@ConvertUTFtoBE\pdfx@pdfTitle\xmp@Title
2493     \else
2494 %%     \pdfx@GeneratePdfString\pdfx@pdfTitle\xmp@Title % why does this fail ???
```

# Generation of PDF/X- and PDF/A-compliant PDFs with pdf<sub>T</sub>E<sub>X</sub>—pdfx.sty

C. V. Radhakrishnan, Hàn Thế Thành, Ross Moore and Peter Selinger

## QUICK LINKS

- ▶ Introduction
- ▶ Usage
- ▶ Installing
- ▶ Multilingual and Technical Considerations
- ▶ Bibliography
- ▶ References
- ▶ Implementation
- ▶ Index
- ▶ Change History

```
2495 \pdfx@ConvertUTFtoBE{\pdfx@pdfTitle}{\xmp@Title}% ??? RRM 2019-02-17
2496 \fi\fi
2497 \fi
2498 \expandafter\ifx\expandafter\relax\xmp@Subject\relax\else
2499 \ifluatex
2500 \pdfx@ConvertUTFtoBE\pdfx@pdfSubject\xmp@Subject
2501 \else\ifxetex
2502 \pdfx@ConvertUTFtoBE\pdfx@pdfSubject\xmp@Subject
2503 \else
2504 %% \pdfx@GeneratePdfString\pdfx@pdfSubject\xmp@Subject % why does this fail ???
2505 \pdfx@ConvertUTFtoBE{\pdfx@pdfSubject}{\xmp@Subject}% 2019-02-17
2506 \fi\fi
2507 \fi
2508 \fi % end of \ifpdfx@nopdfinfo
2509 \pdfx@topdfstring\pdfx@CreatorTool\xmp@CreatorTool
2510 \pdfx@topdfstring\pdfx@Producer\xmp@Producer
2511 %% \pdfescapestring needed
2512 %% \expandafter\ifx\csname pdfescapestring\endcsname\relax
2513 %% \else
2514 \expandafter\ifx\expandafter\relax\xmp@Author\relax
2515 \else
2516 %% check for multiple authors with parser macro
2517 \expandafter\pdfx@parseforsep\xmp@Author\sep\pdfx@endparse
2518 \ifpdfx@sep@infield@
2519 \else
2520 \pdfx@ConvertUTFtoBE{\pdfx@pdfAuthor}{\xmp@Author}%
2521 \fi %% end of \ifpdfx@sep@infield@
2522 \fi %% end of \xmp@Author test
2523 \expandafter\ifx\expandafter\relax\xmp@Keywords\relax
2524 \else
2525 %% check for multiple keywords with parser macro
2526 \expandafter\pdfx@parseforsep\xmp@Keywords\sep\pdfx@endparse
2527 \ifpdfx@sep@infield@
2528 \else
2529 \pdfx@ConvertUTFtoBE{\pdfx@pdfKeywords}{\xmp@Keywords}%
2530 \fi %% end of \ifpdfx@sep@infield@
2531 \fi %% end of \xmp@Keywords test
2532 %%
2533 %% \fi %% end of \pdfescapestring test
2534 \endgroup
2535
2536 %% Affects CMap creation for certain fonts, according to glyph names
2537 %% How to support XeTeX here ?
2538 %% Maybe it's best to be using an updated mmap.sty ?
2539 \ifxetex
2540 \else
2541 \input glyphtounicode.tex
2542 \input glyphtounicode-cmr.tex
2543 \input glyphtounicode-ntx.tex
2544 \pdfgentounicode=1
2545 \fi
2546 \ifgrkLGRxmp
```

## QUICK LINKS

- ▶ Introduction
- ▶ Usage
- ▶ Installing
- ▶ Multilingual and Technical Considerations
- ▶ Bibliography
- ▶ References
- ▶ Implementation
- ▶ Index
- ▶ Change History

```

2547 \ifxetex\else
2548 \pdfglyphtounicode{internalchar2}{200D}%
2549 \fi \fi
2550
2551 %% patch to place accents *after* the base character, rather than before
2552 %% based on coding from mmap.sty by RRM
2553 \newif\ifPDFX@inaccent
2554 \let\LTX@add@accent\add@accent
2555 \def\PDFX@add@accent#1#2{%
2556 \hmode@bgroup
2557 \let \hmode@start@before@group \@firstofone
2558 \setbox\@tempboxa\hbox{\PDFX@inaccenttrue
2559 #2\global\mathchardef\accent@spacefactor\spacefactor}%
2560 #2\kern-\wd\@tempboxa
2561 %% \ifdim\ht\@tempboxa>1ex\relax
2562 \dimen@=\ht\@tempboxa\advance\dimen@-1ex\relax
2563 %%% reduce how much a nested accent is raised
2564 \ifPDFX@inaccent\advance\dimen@-.2ex\relax\fi
2565 \raise\dimen@\hbox to\wd\@tempboxa{\hss
2566 \accent#1{\vphantom{#2}}\hss}%
2567 %% \else
2568 %% \accent#1{\vphantom{#2}}
2569 %% \vrule width\z@ height\ht\@tempboxa depth\dp\@tempboxa}%
2570 %% \fi
2571 \egroup
2572 \spacefactor\accent@spacefactor
2573 }
2574 %% same for named accents in math-mode
2575 \def\pdfx@mathaccentV #1#2#3#4#5{%
2576 #5{\mathsurround=\z@\relax
2577 \everymath{}}%
2578 \mathchoice
2579 {\setbox\z@\hbox{\$displaystyle #5$}\kern-\wd\z@}%
2580 {\setbox\z@\hbox{\$textstyle #5$}\kern-\wd\z@}%
2581 {\setbox\z@\hbox{\$scriptstyle #5$}\kern-\wd\z@}%
2582 {\setbox\z@\hbox{\$scriptscriptstyle #5$}\kern-\wd\z@}%
2583 }%
2584 % \pdfx@AMS@mathaccentV{#1}{#2}{#3}{#4}{#5}%
2585 \AMS@mathaccentV{#1}{#2}{#3}{#4}{\phantom{#5}}%
2586 }
2587
2588 %%% the original AMS coding:
2589 %%\mathaccentV=macro: #1#2#3#4#5->\ifmmode
2590 %% \gdef \macc@tmp {\macc@depth \@ne }%
2591 %% \setbox \z@ \hbox {\let\mathaccentV \macc@test
2592 %% \let \use@mathgroup \@gobbletwo
2593 %% \let \select@group \@gobblethree \frozen@everymath {}$#5$}\macc@tmp
2594 %% \ifnum \macc@depth =\@ne
2595 %% \global \let \macc@nucleus \@empty
2596 %% \mathaccent "\accentclass@
2597 %% \else \@xp \macc@nested
2598 %% \fi #2#3#4{#5}\macc@nucleus

```

# Generation of PDF/X- and PDF/A-compliant PDFs with pdf<sub>T</sub>E<sub>X</sub>— pdfx.sty

C. V. Radhakrishnan, Hàn Thế Thành, Ross Moore and Peter Selinger

## QUICK LINKS

- ▶ Introduction
- ▶ Usage
- ▶ Installing
- ▶ Multilingual and Technical Considerations
- ▶ Bibliography
- ▶ References
- ▶ Implementation
- ▶ Index
- ▶ Change History

```
2599 %% \else
2600 %% \@xp \nonmatherr@ \csname #1\endcsname \fi .
2601
2602 \def\pdfx@AMS@mathaccentV #1#2#3#4#5{%
2603 \ifmode
2604 \gdef \macc@tmp {\macc@depth \@ne }%
2605 \setbox \z@ \hbox {\let\mathaccentV \macc@test
2606 \let \use@mathgroup \@gobbletwo
2607 \let \select@group \@gobblethree \frozen@everymath {}$\phantom{#5}$}\macc@tmp
2608 \ifnum \macc@depth =\@ne
2609 \global \let \macc@nucleus \@empty
2610 \mathaccent "\accentclass@
2611 \else \@xp \macc@nested
2612 \fi #2#3#4{#5}\macc@nucleus
2613 \else
2614 \@xp \nonmatherr@ \csname #1\endcsname
2615 \fi
2616 }
2617
2618
2619 %% code supplied by Yuwsuke Kieda, 7 May 2019 :
2620 %% https://gist.github.com/yuw/a31936370647d0044eeb4e47f3ae913f
2621 %%
2622 \ifpackageloaded{amsmath}{%
2623 \def\pdfx@macc@a #1#2{%
2624 \begingroup
2625 \let\macc@style#1\relax
2626 \def\macc@palette ##1{##1\macc@style}%
2627 \advance\macc@depth\m@ne
2628 \ifnum\macc@depth=\z@
2629 \gdef\macc@nucleus{\phantom{#2}}% <<< here
2630 \setbox\z@\hbox{#1#2\@empty}\macc@skewchar$}%
2631 \setbox\tw\hbox{#1#2\@empty\macc@skewchar$}%
2632 \dimen@tw\wd\tw@ \advance\dimen@-\tw\wd\z@
2633 \xdef\macc@kerna{\the\dimen@\relax}%
2634 \setbox4\hbox{#1#2\acc@check\@empty$}%
2635 \global\setbox\@ne\hbox to\wd4{%
2636 \ht\@ne\ht4 \dp\@ne\dp4
2637 \xdef\macc@kernb{\the\wd4\relax}%
2638 \mathaccent\macc@code{\box\@ne\kern\macc@kerna}%
2639 \else
2640 \mathaccent\macc@code{\let\macc@adjust\@empty #1#2\@empty}%
2641 \macc@adjust
2642 \fi
2643 \endgroup
2644 }}\relax
2645 %
2646 \AtBeginDocument{%
2647 \ifpackageloaded{amsmath}{%
2648 \let\AMS@mathaccentV\mathaccentV
2649 % \let\mathaccentV\pdfx@mathaccentV
2650 % \let\macc@a\pdfx@macc@a
```

# Generation of PDF/X- and PDF/A-compliant PDFs with pdf<sub>T</sub>E<sub>X</sub>— pdfx.sty

C. V. Radhakrishnan, Hàn Thế Thành, Ross Moore and Peter Selinger

## QUICK LINKS

- ▶ Introduction
- ▶ Usage
- ▶ Installing
- ▶ Multilingual and Technical Considerations
- ▶ Bibliography
- ▶ References
- ▶ Implementation
- ▶ Index
- ▶ Change History

```
2651 }%
2652 }%
2653
2654 %% How to support XeTeX here ?
2655 %%%% adjust accent characters to the Unicode Combining variant %%%
2656 \def\PDFX@combiningchars@unicode{%
2657 \pdfglyphtounicode{grave}{0300}%
2658 \pdfglyphtounicode{acute}{0301}%
2659 \pdfglyphtounicode{circumflex}{0302}%
2660 \pdfglyphtounicode{tilde}{0303}%
2661 \pdfglyphtounicode{macron}{0304}%
2662 \pdfglyphtounicode{Macronsmall}{0304}%
2663 \pdfglyphtounicode{breve}{0306}%
2664 \pdfglyphtounicode{dotaccent}{0307}%
2665 \pdfglyphtounicode{Dotaccent}{0307}%
2666 \pdfglyphtounicode{Dotaccentsmall}{0307}%
2667 \pdfglyphtounicode{dieresis}{0308}%
2668 \pdfglyphtounicode{ogonek}{0309}%
2669 \pdfglyphtounicode{ring}{030A}%
2670 \pdfglyphtounicode{hungarumlaut}{030B}%
2671 \pdfglyphtounicode{caron}{030C}%
2672 \pdfglyphtounicode{cedilla}{0327}%
2673 \pdfglyphtounicode{commaaccent}{0326}% droid
2674 % tie accents in berenisadf lm stix and others
2675 \pdfglyphtounicode{tieaccentlowercase}{0311}%
2676 \pdfglyphtounicode{tieaccentcapital}{0361}%
2677 \pdfglyphtounicode{newtieaccentlowercase}{0311}%
2678 \pdfglyphtounicode{newtieaccentcapital}{0361}%
2679 % cm-unicode
2680 \pdfglyphtounicode{space_uni030D}{030D}%
2681 \pdfglyphtounicode{space_uni030E}{030E}%
2682 \pdfglyphtounicode{space_uni030F}{030F}%
2683 \pdfglyphtounicode{space_uni0311}{0311}%
2684 \pdfglyphtounicode{space_uni0321}{0321}%
2685 \pdfglyphtounicode{space_uni0322}{0322}%
2686 \pdfglyphtounicode{space_uni032A}{032A}%
2687 \pdfglyphtounicode{space_uni032B}{032B}%
2688 \pdfglyphtounicode{space_uni0335}{0335}%
2689 \pdfglyphtounicode{space_uni0337}{0337}%
2690 \pdfglyphtounicode{space_uni033A}{033A}%
2691 \pdfglyphtounicode{space_uni033B}{033B}%
2692 \pdfglyphtounicode{space_uni033C}{033C}%
2693 \pdfglyphtounicode{space_uni034D}{034D}%
2694 }
2695
2696 \def\pdfx@check@accents{%
2697 \ifx\add@accent\LTX@add@accent
2698 \let\add@accent\PDFX@add@accent
2699 \else
2700 \expandafter\ifx\csname MT@orig@add@accent\endcsname\relax
2701 \@ifpackageloaded{mmap}{}%
2702 \pdfx@ErrorWarning{another package has patched \string\add@accent }%
```



# Generation of PDF/X- and PDF/A-compliant PDFs with pdf<sub>T</sub>E<sub>X</sub>—pdfx.sty

C. V. Radhakrishnan, Hàn Thế Thành, Ross Moore and Peter Selinger

## QUICK LINKS

- ▶ Introduction
- ▶ Usage
- ▶ Installing
- ▶ Multilingual and Technical Considerations
- ▶ Bibliography
- ▶ References
- ▶ Implementation
- ▶ Index
- ▶ Change History

```
2703 {Hit <return> to continue}{\}}%
2704 \else
2705 \expandafter\let\csname MT@orig@add@accent\endcsname\PDFX@add@accent
2706 \fi\fi
2707 \ifxetex
2708 \else
2709 \PDFX@combiningchars@unicode
2710 %% this is now handled by glyphtounicode-ntx.tex
2711 %% \ifpackageloaded{newtxmath}{%
2712 %% \pdfglyphtounicode{vec}{20D7}%
2713 %% \pdfglyphtounicode{rvec}{20D6}%
2714 %% \pdfglyphtounicode{lvec}{20E1}%
2715 %% }{%
2716 \fi % end of \ifxetex
2717 \let\pdfx@check@accents\unDefiNeD
2718 }
2719 \AtBeginDocument{\pdfx@check@accents}
2720
2721 %% suppress hyperlinks when generating PDF/X
2722 \def\pdfx@linkfile@pdfX#1#2#3{%
2723 \Hy@colorlink\@filecolor#1\Hy@xspace@end}
2724 \def\pdfx@linkstart@pdfX#1#2#3{%
2725 \Hy@colorlink\@linkcolor#3\endgroup\Hy@xspace@end}
2726 \def\pdfx@linkurl@pdfX#1#2{%
2727 \Hy@colorlink\@urlcolor#1\endgroup\Hy@xspace@end}
2728 \def\pdfx@StartlinkName@pdfX#1#2{%
2729 \def\pdfx@close@pdflink{\Hy@VerboseLinkStop\Hy@endcolorlink}%
2730 \def\pdfx@Acrobatmenu@noaction#1#2{#2}
2731
2732 \ifpdfx@
2733 \let\hyper@linkfile\pdfx@linkfile@pdfX
2734 \let\hyper@linkurl\pdfx@linkurl@pdfX
2735 \let\hyper@linkstart\pdfx@linkstart@pdfX
2736 \let\hyper@linkend\relax
2737 \let\Hy@StartlinkName\pdfx@StartlinkName@pdfX
2738 \let\close@pdflink\pdfx@close@pdflink
2739 \let\AcrobatMenu\pdfx@Acrobatmenu@noaction
2740 \Hy@bookmarksfalse
2741 %% {\def\sep{;}% should not be needed, but just in case
2742 \AtBeginDocument{%
2743 % cancel annotations and links
2744 %
2745 \def\PDF@FinishDoc{% ??? What uses this ???
2746 \begingroup
2747 \def\sep{;}% should not be needed, but just in case
2748 \pdfinfo{%
2749 \ifx\pdfx@pdfTitle\@empty\else /Title(\pdfx@pdfTitle)^J\fi
2750 \ifx\pdfx@pdfAuthor\@empty\else /Author(\pdfx@pdfAuthor)^J\fi
2751 \ifx\pdfx@pdfSubject\@empty\else /Subject(\pdfx@pdfSubject)^J\fi
2752 \ifx\pdfx@pdfKeywords\@empty\else /Keywords(\pdfx@pdfKeywords)^J\fi
2753 /Creator(\pdfx@CreatorTool)^J%
2754 \ifx\@pdfcreationdate\@empty
```

# Generation of PDF/X- and PDF/A-compliant PDFs with pdfT<sub>E</sub>X—pdfx.sty

C. V. Radhakrishnan, Hàn Thế Thành, Ross Moore and Peter Selinger

## QUICK LINKS

- ▶ Introduction
- ▶ Usage
- ▶ Installing
- ▶ Multilingual and Technical Considerations
- ▶ Bibliography
- ▶ References
- ▶ Implementation
- ▶ Index
- ▶ Change History

```
2755     /CreationDate(D:\pdfx@convDate)%
2756 \else
2757 \ifxetex\else
2758     /CreationDate(\@pdfcreationdate)%
2759 \fi\fi
2760 \ifx\@pdfmoddate\@empty
2761     /ModDate(D:\pdfx@convDate)%
2762 \else
2763     /ModDate(\@pdfmoddate)%
2764 \fi
2765 ^^J/Producer(\pdfx@Producer)%
2766 /Trapped/False^^J%
2767 \ifnum\xmp@Part=1
2768     /GTS_PDFXVersion(PDF/X-1\ifnum\xmp@ReleaseDate>2001
2769     \xmp@Conformance\fi:\xmp@ReleaseDate)%
2770 \else
2771     /GTS_PDFXVersion(PDF/X-\xmp@Part\xmp@Conformance
2772     \ifnum\xmp@Part< 4 :\xmp@ReleaseDate\fi)%
2773 \fi
2774 \ifnum\xmp@Part < 3
2775     /GTS_PDFXConformance(PDF/X-\xmp@Part\xmp@Conformance
2776     :\xmp@ReleaseDate)%
2777 \fi
2778 \ifpdfx@vt
2779 %% support for PDF/VT extensions of PDF/X-4 and PDF/X-5
2780     /GTS_PDFVTVersion(PDF/VT-\xmp@vtPart\xmp@vtConformance)%
2781 \fi
2782 }%% end of PDF/X info
2783 \endgroup %% end of scope for \sep
2784 }%% end of \PDF@FinishDoc
2785 }% end of \AtBeginDocument
2786 %% \pdfinfo{ order of these dictionary keys should not matter
2787 %% \ifx\pdfx@Author\@empty\else /Author(\pdfx@Author)\fi
2788 %% /CreationDate(D:\pdfx@convDate)%
2789 %% /Creator(\pdfx@CreatorTool)%
2790 %% \ifnum\xmp@Part=1
2791 %%     /GTS_PDFXVersion(PDF/X-1\ifnum\xmp@ReleaseDate>2001
2792 %%     \xmp@Conformance\fi:\xmp@ReleaseDate)%
2793 %% \else
2794 %%     /GTS_PDFXVersion(PDF/X-\xmp@Part\xmp@Conformance
2795 %%     \ifnum\xmp@Part< 4 :\xmp@ReleaseDate\fi)%
2796 %% \fi
2797 %% \ifnum\xmp@Part < 3
2798 %%     /GTS_PDFXConformance(PDF/X-\xmp@Part\xmp@Conformance
2799 %%     :\xmp@ReleaseDate)%
2800 %% \fi
2801 %%
2802 %% \ifpdfx@vt
2803 %%%% support for PDF/VT extensions of PDF/X-4 and PDF/X-5
2804 %%     /GTS_PDFVTVersion(PDF/VT-\xmp@vtPart\xmp@vtConformance)%
2805 %% \fi
2806 %% \ifx\pdfx@Keywords\@empty\else /Keywords(\pdfx@Keywords)\fi
```

# Generation of PDF/X- and PDF/A-compliant PDFs with pdfT<sub>E</sub>X—pdfx.sty

C. V. Radhakrishnan, Hàn Thê Thành, Ross Moore and Peter Selinger

## QUICK LINKS

- ▶ Introduction
- ▶ Usage
- ▶ Installing
- ▶ Multilingual and Technical Considerations
- ▶ Bibliography
- ▶ References
- ▶ Implementation
- ▶ Index
- ▶ Change History

```
2807 %% /ModDate(D:\pdfx@convDate)%
2808 %% /Producer(\pdfx@Producer)%
2809 %% \ifx\pdfx@Subject\@empty\else /Subject(\pdfx@Subject)\fi
2810 %% \ifx\pdfx@Title\@empty\else /Title(\pdfx@Title)\fi
2811 %% /Trapped/False%
2812 %% }% end of PDF/X info
2813 %% }% end of scope for \sep
2814 \else
2815 \ifpdfx@e %% PDF/E
2816 \AtBeginDocument{%
2817 \def\PDF@FinishDoc{% ??? What uses this ???
2818 \begingroup
2819 \def\sep{;}% should not be needed, but just in case
2820 \pdfinfo{%
2821 \ifx\pdfx@pdfTitle\@empty\else /Title(\pdfx@pdfTitle)^J\fi
2822 \ifx\pdfx@pdfAuthor\@empty\else /Author(\pdfx@pdfAuthor)^J\fi
2823 \ifx\pdfx@pdfSubject\@empty\else /Subject(\pdfx@pdfSubject)^J\fi
2824 \ifx\pdfx@pdfKeywords\@empty\else /Keywords(\pdfx@pdfKeywords)^J\fi
2825 /Creator(\pdfx@CreatorTool)^J%
2826 \ifx\@pdfcreationdate\@empty
2827 /CreationDate(D:\pdfx@convDate)%
2828 \else
2829 \ifxetex\else
2830 /CreationDate(\@pdfcreationdate)%
2831 \fi\fi
2832 \ifx\@pdfmoddate\@empty
2833 /ModDate(D:\pdfx@convDate)%
2834 \else
2835 /ModDate(\@pdfmoddate)%
2836 \fi
2837 ^J/Producer(\pdfx@Producer)%
2838 /Trapped/False^J%
2839 /GTS_PDFEVersion(PDF/E-1\xmp@Conformance:\xmp@ReleaseDate)%
2840 }% end of PDF/E info
2841 \endgroup %% end of scope for \sep
2842 }% end of \PDF@FinishDoc
2843 }% end of \AtBeginDocument
2844 %% {\def\sep{;}% should not be needed, but just in case
2845 %% \pdfinfo{% order of these dictionary keys should not matter
2846 %% \ifx\pdfx@Title\@empty\else /Title(\pdfx@Title)\fi
2847 %% \ifx\pdfx@Author\@empty\else /Author(\pdfx@Author)\fi
2848 %% \ifx\pdfx@Subject\@empty\else /Subject(\pdfx@Subject)\fi
2849 %% \ifx\pdfx@Keywords\@empty\else /Keywords(\pdfx@Keywords)\fi
2850 %% \ifx\pdfx@Author\@empty\else /Author(\pdfx@Author)\fi
2851 %% /CreationDate(\pdfx@convDate)%
2852 %% /Creator(\pdfx@CreatorTool)%
2853 %% /GTS_PDFEVersion(PDF/E-1\xmp@Conformance:\xmp@ReleaseDate)%
2854 %% \ifx\pdfx@Keywords\@empty\else /Keywords(\pdfx@Keywords)\fi
2855 %% /ModDate(D:\pdfx@convDate)%
2856 %% /Producer(\pdfx@Producer)%
2857 %% \ifx\pdfx@Subject\@empty\else /Subject(\pdfx@Subject)\fi
2858 %% \ifx\pdfx@Title\@empty\else /Title(\pdfx@Title)\fi
```

# Generation of PDF/X- and PDF/A-compliant PDFs with pdf<sub>T</sub>E<sub>X</sub>—pdfx.sty

C. V. Radhakrishnan, Hàn Thế Thành, Ross Moore and Peter Selinger

## QUICK LINKS

- ▶ Introduction
- ▶ Usage
- ▶ Installing
- ▶ Multilingual and Technical Considerations
- ▶ Bibliography
- ▶ References
- ▶ Implementation
- ▶ Index
- ▶ Change History

```
2859 %% /Trapped/False%
2860 %% }% end of PDF/E info
2861 %% }% end of scope for \sep
2862 \else %% PDF/A
2863 \def\pdfx@confA{a}%
2864 \def\pdfx@confB{b}%
2865 \def\pdfx@confU{u}%
2866 \expandafter\def\expandafter\xmp@conf\expandafter
2867 {\csname pdfx@conf\xmp@Conformance\endcsname}%
2868 \AtBeginDocument{%
2869 \def\PDF@FinishDoc{% ??? What uses this ???
2870 \begingroup
2871 \def\sep{;}% should not be needed, but just in case
2872 \pdfinfo{%
2873 \ifx\pdfx@pdfTitle\@empty\else /Title(\pdfx@pdfTitle)^J\fi
2874 \ifx\pdfx@pdfAuthor\@empty\else /Author(\pdfx@pdfAuthor)^J\fi
2875 \ifx\pdfx@pdfSubject\@empty\else /Subject(\pdfx@pdfSubject)^J\fi
2876 \ifx\pdfx@pdfKeywords\@empty\else /Keywords(\pdfx@pdfKeywords)^J\fi
2877 /Creator(\pdfx@CreatorTool)^J%
2878 \ifx\@pdfcreationdate\@empty
2879 /CreationDate(D:\pdfx@convDate)%
2880 \else
2881 \ifxetex\else
2882 /CreationDate(\@pdfcreationdate)%
2883 \fi\fi
2884 \ifx\@pdfmoddate\@empty
2885 /ModDate(D:\pdfx@convDate)%
2886 \else
2887 /ModDate(\@pdfmoddate)%
2888 \fi
2889 ^J/Producer(\pdfx@Producer)%
2890 /Trapped/False^J%
2891 /GTS_PDFa1Version (PDF/A-\xmp@Part\xmp@conf:\xmp@ReleaseDate)%
2892 }% end of PDF/A info
2893 \endgroup %% end of scope for \sep
2894 }% end of \PDF@FinishDoc
2895 }% end of \AtBeginDocument
2896 \fi\fi
2897
2898 %%-----
2899 %% 2018-12-16: xmpincl needs the ifthen package
2900 %% it should be loaded outside the grouping, else biblatex may barf
2901 %%
2902 \RequirePackage{ifthen}
2903
2904 %% 2024-04-05: from July 2024 LaTeX will not allow packages to load
2905 %% within a grouping, so reorganise a bit.
2906 %%
2907 %% override the \ifpdf check of xmpincl package, inside the grouping
2908 %% after saving its current value:
2909 \let\pdfx@ifpdf\ifpdf
2910 \pdftrue
```

- ▶ Introduction
- ▶ Usage
- ▶ Installing
- ▶ Multilingual and Technical Considerations
- ▶ Bibliography
- ▶ References
- ▶ Implementation
- ▶ Index
- ▶ Change History

```
2911 %% now load the packages, then enter the grouping:
2912 \RequirePackage{xmpincl}
2913 %%
2914 \begingroup
2915 %%% 20240405 revert the value of \ifpdf ...
2916 \pdfx@ifpdf
2917 \else
2918 %% 20240624 ... outside the grouping
2919 \aftergroup\pdffalse
2920 \fi
2921
2922 %% combine coding from xmpincl and hyperxml to support XeTeX
2923 \def\pdfx@xmpincl@xetex#1{%
2924   \IfFileExists{#1.xmp}{%
2925     \mcs@xmpincl@patchFile{#1}%
2926     \begingroup
2927     \special{pdf:fstream @pdfx@Metadata (#1.xmpi)
2928     <<
2929       /Type /Metadata
2930       /Subtype /XML
2931     >>
2932     }%
2933     \special{pdf:put @catalog
2934     <<
2935       /Metadata @pdfx@Metadata
2936     >>
2937     }%
2938     \endgroup
2939   }{%
2940     \newcommand{\mcs@xmpincl@filename}{#1.xmp}%
2941     \PackageError{xmpincl}%
2942     {The file \mcs@xmpincl@filename\space was not found}%
2943     {The file \mcs@xmpincl@filename\space The metadata file
2944     wasn't found.\MessageBreak Oops.}%
2945   }
2946 }
2947 \ifxetex
2948 \let\includexmp\pdfx@xmpincl@xetex
2949 \fi
2950
2951 %% macro provided by Leonardo E. Segovia on 2017-05-15
2952 %% <leonardo.segovia@cs.uns.edu.ar>
2953 \def\pdfx@xmpincl@luatex#1{%
2954   \IfFileExists{#1.xmp}{%
2955     \mcs@xmpincl@patchFile{#1}%
2956     \begingroup
2957     \pdfcompresslevel=0
2958     \immediate\pdfobj uncompressed stream attr {/Type /Metadata /Subtype /XML}
2959     file{#1.xmpi}%
2960     \pdfcatalog{%\pdfx@LanguageSpec
2961     /Metadata \the\pdflastobj\space 0 R}%
2962     \endgroup
```

- ▶ Introduction
- ▶ Usage
- ▶ Installing
- ▶ Multilingual and Technical Considerations
- ▶ Bibliography
- ▶ References
- ▶ Implementation
- ▶ Index
- ▶ Change History

```
2963 }{%
2964   \newcommand{\mcs@xmpincl@filename}{#1.xmp}%
2965   \PackageError{xmpincl}%
2966     {The file \mcs@xmpincl@filename\space was not found}%
2967     {The file \mcs@xmpincl@filename\space The metadata file
2968       wasn't found.\MessageBreak Oops.}%
2969 }
2970 }
2971 \ifluatex
2972   \let\includexmp\pdfx@xmpincl@luatex
2973 \fi
2974
2975 %%-----
2976 \begingroup
2977 %% 20210706 we need a pointer to unexpandable \par
2978 \expandafter\ifx\csname tex_par:D\endcsname \relax
2979   \let\pdfx@par\par
2980 \else
2981 %% using LaTeX 2021-06 or later
2982 \expandafter\let\expandafter\pdfx@par\csname tex_par:D\endcsname
2983 \fi
2984 \ifpdfx@x
2985   \ifpdfx@vt
2986     \def\xmp@template{pdfvt}%
2987   \else
2988     \def\xmp@template{pdfx}% formerly pdfx-1a
2989   \fi
2990 \else
2991   \ifpdfx@e
2992     \def\xmp@template{pdfe}%
2993   \else
2994     \def\xmp@template{pdfa}%
2995   \fi\fi
2996 \catcode`\'=12 \catcode`\<=12 \catcode`\>=12 \catcode`\?=12
2997 \catcode`\\"=12 \catcode`\= 12 %% used within the template file
2998 %% patch commands from xmpincl.sty ...
2999 \def\pdfx@xmpinclStart{% supply byte-order marker
3000 <?xpacket begin='^^ef^^bb^^be' id='W5M0MpCehiHzreSzNTczkc9d' ?> %
3001 }%
3002 \def\pdfx@xmpinclStartAlt{% no byte-order marker
3003 <?xpacket begin='' id='W5M0MpCehiHzreSzNTczkc9d' ?> %
3004 }%
3005 \def\pdfx@xmpinclEnd{% allow XMP packet to be writable
3006 <?xpacket end='w'?> %
3007 }%
3008 \let\mcs@xmpinclStart\pdfx@xmpinclStart
3009 \let\mcs@xmpinclStartAlt\pdfx@xmpinclStartAlt
3010 \ifpdfx@noBOM % don't use the byte-order marker
3011   \let\mcs@xmpinclStart\pdfx@xmpinclStartAlt
3012 \fi
3013 \let\mcs@xmpinclEnd\pdfx@xmpinclEnd
3014 %% ... preventing their redefinition
```

# Generation of PDF/X- and PDF/A-compliant PDFs with pdf<sub>T</sub>E<sub>X</sub>— pdfx.sty

C. V. Radhakrishnan, Hàn Thế Thành, Ross Moore and Peter Selinger

## QUICK LINKS

- ▶ Introduction
- ▶ Usage
- ▶ Installing
- ▶ Multilingual and Technical Considerations
- ▶ Bibliography
- ▶ References
- ▶ Implementation
- ▶ Index
- ▶ Change History

```
3015 \def\newcommand#1#2{%
3016 %%
3017 %% \def\pdfx@endeval{%
3018 %% \noexpand \TE@setvaltrue \noexpand \else
3019 %% \noexpand \TE@setvalfalse \noexpand \fi
3020 %% \noexpand \TE@negatefalse \noexpand \fi}%
3021 %% \let\TE@endeval\pdfx@endeval
3022 \ifluatex\else\ifxetex\else
3023 \inputencoding{8bit}%
3024 \fi\fi
3025 \makeatletter
3026 \def\cf@encoding{L8U}\fontencoding{L8U}%
3027 \providecommand{\ifnot@empty}[2]{\ifx#1@empty\relax\else#2\fi}%
3028 \pdfx@xmpmarkup
3029 \expandafter\global\expandafter
3030 \let\cename L8U-cmd\expandafter\endcename\cename U-cmd\endcename
3031 \def\cf@encoding{L8U}\fontencoding{L8U}%
3032 \providecommand{\ifnot@empty}[2]{\ifx#1@empty\relax\else#2\fi}%
3033 \obeyspaces%
3034 %% beware 128 space characters -- for padding end of XMP packet
3035 \gdef\paddingline{
3036 \typeout{Using XMP template file: \xmp@template.xmp}%
3037 %% 20210706 ensure \par is unexpandable
3038 \let\par\pdfx@par
3039 \includexmp{\xmp@template}%
3040 \endgroup
3041 %%%
3042 %%
3043 %% revert active characters to previous encoding
3044 %%
3045 \ifpdf@activechars
3046 \global\let ^^c0\pdfx@save@co
3047 \global\let ^^c1\pdfx@save@ci
3048 \global\let ^^c2\pdfx@save@cii
3049 \global\let ^^c3\pdfx@save@ciii
3050 \global\let ^^c4\pdfx@save@civ
3051 \global\let ^^c5\pdfx@save@cv
3052 \global\let ^^c6\pdfx@save@cvi
3053 \global\let ^^c7\pdfx@save@cvii
3054 \global\let ^^c8\pdfx@save@cvi
3055 \global\let ^^c9\pdfx@save@cix
3056 \global\let ^^ca\pdfx@save@ca
3057 \global\let ^^cb\pdfx@save@cb
3058 \global\let ^^cc\pdfx@save@cc
3059 \global\let ^^cd\pdfx@save@cd
3060 \global\let ^^ce\pdfx@save@ce
3061 \global\let ^^cf\pdfx@save@cf
3062 \global\let ^^d0\pdfx@save@do
3063 \global\let ^^d1\pdfx@save@di
3064 \global\let ^^d2\pdfx@save@dii
3065 \global\let ^^d3\pdfx@save@diii
3066 \global\let ^^d4\pdfx@save@div
```

# Generation of PDF/X- and PDF/A-compliant PDFs with pdfT<sub>E</sub>X—pdfx.sty

C. V. Radhakrishnan, Hàn Thế Thành, Ross Moore and Peter Selinger

## QUICK LINKS

- ▶ Introduction
- ▶ Usage
- ▶ Installing
- ▶ Multilingual and Technical Considerations
- ▶ Bibliography
- ▶ References
- ▶ Implementation
- ▶ Index
- ▶ Change History

```
3067 \global\let ^^d5\pdfx@save@dv
3068 \global\let ^^d6\pdfx@save@dvi
3069 \global\let ^^d7\pdfx@save@dvi i
3070 \global\let ^^d8\pdfx@save@dvi i i
3071 \global\let ^^d9\pdfx@save@dix
3072 \global\let ^^da\pdfx@save@da
3073 \global\let ^^db\pdfx@save@db
3074 \global\let ^^dc\pdfx@save@dc
3075 \global\let ^^dd\pdfx@save@dd
3076 \global\let ^^de\pdfx@save@de
3077 \global\let ^^df\pdfx@save@df
3078 \global\let ^^e0\pdfx@save@eo
3079 \global\let ^^e1\pdfx@save@ei
3080 \global\let ^^e2\pdfx@save@eii
3081 \global\let ^^e3\pdfx@save@eiii
3082 \global\let ^^e4\pdfx@save@eiv
3083 \global\let ^^e5\pdfx@save@ev
3084 \global\let ^^e6\pdfx@save@evi
3085 \global\let ^^e7\pdfx@save@evii
3086 \global\let ^^e8\pdfx@save@eviii
3087 \global\let ^^e9\pdfx@save@eix
3088 \global\let ^^ea\pdfx@save@ea
3089 \global\let ^^eb\pdfx@save@eb
3090 \global\let ^^ec\pdfx@save@ec
3091 \global\let ^^ed\pdfx@save@ed
3092 \global\let ^^ee\pdfx@save@ee
3093 \global\let ^^ef\pdfx@save@ef
3094 \global\let ^^f0\pdfx@save@fo
3095 \global\let ^^f1\pdfx@save@fi
3096 \global\let ^^f2\pdfx@save@fii
3097 \global\let ^^f3\pdfx@save@fiii
3098 \fi
3099
3100 \endgroup
3101
3102 %%
3103 %% controls the color model and conversions with xcolor package
3104 %%
3105 \def\pdfx@selectcolormodel@doing #1{%% Warning
3106 \PackageWarning{pdfx}{Setting all color commands to #1,^^J%
3107 consistent with the Color Model for PDF/%
3108 \ifpdfx@x X \else \ifpdfx@e E \else A \fi\fi}%
3109 }%% 20240528 inhibit any changes
3110 \def\pdfx@selectcolormodel@done #1{%% Warning
3111 \PackageWarning{pdfx}{Color Model already set for PDF/%
3112 \ifpdfx@x X\else \ifpdfx@e E\else A\fi\fi,^^Jcannot change to #1 }%
3113 }%% 20240528 inhibit any changes
3114 %%
3115 \ifpdfx@cmymk
3116 %
3117 % this will have been done already for PDF/X
3118 %
```



# Generation of PDF/X- and PDF/A-compliant PDFs with pdfT<sub>E</sub>X—pdfx.sty

C. V. Radhakrishnan, Hàn Thế Thành, Ross Moore and Peter Selinger

## QUICK LINKS

- ▶ Introduction
- ▶ Usage
- ▶ Installing
- ▶ Multilingual and Technical Considerations
- ▶ Bibliography
- ▶ References
- ▶ Implementation
- ▶ Index
- ▶ Change History

```
3119 \PassOptionsToPackage{cmyk,hyperref}{xcolor}
3120 \def\pdfx@handlexcolor{\def\@mod{cmyk}%
3121   \pdfx@selectcolormodel@doing{cmyk}%
3122   \selectcolormodel{cmyk}%
3123   \convertcolorsUtrue\convertcolorsDtrue
3124   \let\selectcolormodel\pdfx@selectcolormodel@done
3125   }
3126 \ifpdfx@x
3127 \else
3128 %% \AtBeginDocument{%
3129 %%   \def\@linkcolor{0 1 1 0}%
3130 %%   \def\@anchorcolor{0 0 0 1}%
3131 %%   \def\@citecolor{1 0 1 0}%
3132 %%   \def\@filecolor{.5 0 0 .5}%
3133 %%   \def\@urlcolor{0 1 0 0}%
3134 %%   \def\@menucolor{0 1 1 0}%
3135 %%   \def\@runcolor{.5 0 0 .5}%
3136 %%   \def\@linkbordercolor{0 1 1 0}%
3137 %%   \def\@citebordercolor{1 0 1 0}%
3138 %%   \def\@filebordercolor{.5 0 0 .5}%
3139 %%   \def\@urlbordercolor{1 0 0 0}%
3140 %%   \def\@menubordercolor{0 1 1 0}%
3141 %%   \def\@runbordercolor{.7 0 0 .3}%
3142 %%   \def\Fld@bcolor{0 0 0 0}%
3143 %%   \def\Fld@bordercolor{0 1 1 0}%
3144 %% }
3145 \fi
3146 \else
3147 \PassOptionsToPackage{rgb,hyperref}{xcolor}
3148 \def\pdfx@handlexcolor{\def\@mod{rgb}%
3149   \pdfx@selectcolormodel@doing{rgb}%
3150   \selectcolormodel{rgb}%
3151   \convertcolorsUtrue\convertcolorsDtrue
3152   \let\selectcolormodel\pdfx@selectcolormodel@done
3153   }
3154 \fi
3155 \@ifpackageloaded{xcolor}{\pdfx@handlexcolor
3156   \ifpdfx@cmyk\else\color{black}\fi}{%
3157   \AtBeginDocument{\@ifpackageloaded{xcolor}{\pdfx@handlexcolor}{}}
3158 }
3159
3160 %%-----
3161 %% Disable some actions in Beamer navigation
3162 \@ifclassloaded{beamer}{%
3163   \let\real@insertslidenavigationsymbol
3164     \insertslidenavigationsymbol
3165   \let\real@insertbackfindforwardnavigationsymbol
3166     \insertbackfindforwardnavigationsymbol
3167   \def\pdfx@insertslidenavigationsymbol{ {%
3168     \let\Acrobatmenu\pdfx@Acrobatmenu@noaction
3169     \real@insertslidenavigationsymbol
3170   }}%
```

# Generation of PDF/X- and PDF/A-compliant PDFs with pdfT<sub>E</sub>X—pdfx.sty

C. V. Radhakrishnan, Hàn Thế Thành, Ross Moore and Peter Selinger

## QUICK LINKS

- ▶ Introduction
- ▶ Usage
- ▶ Installing
- ▶ Multilingual and Technical Considerations
- ▶ Bibliography
- ▶ References
- ▶ Implementation
- ▶ Index
- ▶ Change History

```
3171 \def\pdfx@insertbackfindforwardnavigationsymbol{%
3172   \let\Acrobatmenu\pdfx@Acrobatmenu@noaction
3173   \real@insertbackfindforwardnavigationsymbol
3174 }}%
3175 \AtBeginDocument{%
3176   \ifHy@pdfa
3177     \let\insertslidenavigationsymbol
3178       \pdfx@insertslidenavigationsymbol
3179     \let\insertbackfindforwardnavigationsymbol
3180       \pdfx@insertbackfindforwardnavigationsymbol
3181   \fi}%
3182 }{}
3183
3184 %%-----
3185 \ifpdfx@transliterated
3186 %% support for bookmarks with transliterated input
3187 \ifxetex\let\pdf@escapehex\empty\fi % don't need it
3188 \expandafter\ifx\csname pdf@escapehex\endcsname\relax
3189   \PackageWarning{pdfx}{%
3190     Missing an implementation of \string\pdf@escapehex ^^J
3191     Translated Bookmarks cannot be generated.^^J}%
3192   \newcommand{\pdfxBookmark}[4][\#2[\#1]{\#4}]%
3193   \else
3194     \def\pdfx@GeneratePdfString#1#2{%
3195       % converts a UTF-8 string to UTF-16be
3196       \StringEncodingConvert{#1}{#2}{utf8}{utf16be}%
3197       \edef#1{\string\376\string\377\pdfescapestring{#1}}%
3198     }
3199     \newtoks\pdfx@DisabledCommands
3200     \def\pdfxDisableCommands#1{%
3201       \expandafter\pdfx@DisabledCommands
3202       \expandafter{\the\pdfx@DisabledCommands#1}}
3203     \pdfxDisableCommands{%
3204       \def\80{% else \000\ ( --> \000\80\050 \000\000\050
3205         \aftergroup\let\aftergroup\HyPsd@ConvertToUnicode\aftergroup@gobble}
3206       \let\Hy@@writetorep\@writetorep
3207       \def\pdfx@@writetorep#1#2#3#4#5{%
3208         \begingroup
3209           \pdfx@xmpunimarkup
3210           \pdfx@prebookmark
3211           \edef\pdfstringdefPreHook{\pdfstringdefPreHook
3212             \the\pdfx@DisabledCommands}%
3213           \Hy@@writetorep{#1}{#2}{#3}{#4}{#5}%
3214         \endgroup
3215       }
3216       \newcommand{\pdfxBookmark}[4][\#2[\#1]{\#4}]%
3217       \ifx\relax#3\relax
3218         \PackageError{pdfx}{Unknown macro \string#3.
3219           A proper bookmark cannot be created}%
3220         {Proceed to process the \string#1 as usual.}%
3221         #2{\#4}%
3222       \else
```

# Generation of PDF/X- and PDF/A-compliant PDFs with pdf<sub>T</sub>E<sub>X</sub>—pdfx.sty

C. V. Radhakrishnan, Hàn Thê Thành, Ross Moore and Peter Selinger

## QUICK LINKS

- ▶ Introduction
- ▶ Usage
- ▶ Installing
- ▶ Multilingual and Technical Considerations
- ▶ Bibliography
- ▶ References
- ▶ Implementation
- ▶ Index
- ▶ Change History

```
3223 \ifluatex % use the utf8 directly
3224 \let\pdfx@temp#3\relax
3225 \def\pdfx@prebookmark{%
3226   \pdfx@DisabledCommands{}%
3227   \let#3\pdfx@temp
3228 }%
3229 \else\ifxetex % use the utf8 directly
3230 \let\pdfx@temp#3\relax
3231 \def\pdfx@prebookmark{%
3232   \pdfx@DisabledCommands{}%
3233   \let#3\pdfx@temp
3234 }%
3235 \else
3236   % convert the utf8 to utf16be
3237   \pdfxBookmarkString\pdfx@temp{#3}%
3238 \fi\fi
3239 \let\@writetorep\pdfx@writetorep
3240 \ifx\empty#1\empty
3241   \def#3{#4}%
3242   #2{#3}%
3243 \else
3244   \def#3{#1}%
3245   #2[#3]{#4}%
3246 \fi
3247 \let\@writetorep\Hy@writetorep
3248 \fi
3249 \ignorespaces
3250 }
3251 %% use as: \pdfxBookmark{\section}{\sectAtitle}{...}
3252 %% use as: \pdfxBookmark[<opt-title>]{\section}{\sectAtitle}{...}
3253 %% only needed by pdfTeX --- Lua-/XeTeX use the utf8 directly
3254 \def\pdfxBookmarkString#1#2{%
3255   \pdfx@GeneratePdfString#1{#2}%
3256   \def\pdfx@prebookmark{%
3257     \pdfxDisableCommands{\let#2#1}%
3258   }%
3259 }
3260 %% use as: \pdfxBookmarkString\PdfSectA\sectAtitle
3261 %% where \sectAtitle has been defined by e.g.
3262 %% \pdfxEnableCommands{\xdef\sectAtitle{\textLGR{...}}}
3263
3264 \fi % end of \ifx\pdf@escapehex\relax
3265 \fi % end of \ifpdfx@transliterated
3266
3267 %%-----
3268
3269 %% disable hyperref options,
3270 %% to prevent changes that will cause an incompatibility
3271 \Hy@DisableOption{pdfauthor}%
3272 \Hy@DisableOption{pdftitle}%
3273 \Hy@DisableOption{pdfsubject}%
3274 \Hy@DisableOption{pdfcreator}%
```

## QUICK LINKS

- ▶ Introduction
- ▶ Usage
- ▶ Installing
- ▶ Multilingual and Technical Considerations
- ▶ Bibliography
- ▶ References
- ▶ Implementation
- ▶ Index
- ▶ Change History

```

3275 \Hy@DisableOption{pdfcreationdate}%
3276 \Hy@DisableOption{pdfmoddate}%
3277 \Hy@DisableOption{pdfproducer}%
3278 \Hy@DisableOption{pdfkeywords}%
3279 %% once set correctly, don't let this change
3280 \Hy@DisableOption{pdfa}\let\Hy@pdfafalse\relax\let\Hy@pdfatruerelax
3281 \endinput
3282 %%
3283 %% End of file `pdfx.sty'.

```

## 7. Index

Numbers written in *italics* refer to the page where the corresponding entry is described; numbers underlined refer to the code line of the definition; numbers in *roman* refer to the code lines where the entry is used.

<b>Symbols</b>	
<p>" . . . . . 715, 1166, 1370, 1925, 2997</p> <p># . . . . . 666, 1184, 1875, 1883, 2422</p> <p>\$ . . . . . 666</p> <p>% . . . . . 1136, 1186, 1276, 1589, 1599, 1609, 1620, 1684, 1803, 1927</p> <p>&amp; . . . . . 665, 1144, 1154, 1183, 1195, 1281, 1287, 1588, 1598, 1608, 1619, 1683, 1727, 2400</p> <p>' . . . . . 1125, 1139, 1362, 1371, 1925, 2996</p> <p>( . . . . . 1235, 1590, 1600, 1610, 1621, 1685, 1806, 1818, 1828, 1830, 1833, 1930, 3204</p> <p>) . . . . . 1590, 1600, 1610, 1621, 1685, 1806, 1818, 1828, 1830, 1833, 1931</p> <p>+ . . . . . 1362, 2257</p> <p>- . . . . . 1370, 1804, 2257, 2391</p> <p>. . . . . 1354, 1362, 1804</p> <p>/ . . . . . 1166, 1804, 1926</p> <p>: . . . . . 715, 1166, 1354, 1362, 1371, 1803, 2247, 2391</p> <p>&lt; . . . . . 665, 1152, 1166, 1282, 1370, 1926, 2996</p> <p>= . . . . . 715, 1371, 2997</p> <p>&gt; . . . . . 665, 1153, 1166, 1283, 1370, 1926, 2391, 2996</p> <p>? . . . . . 2996</p> <p>@ . . . . . 2257, 2392, 2396</p> <p>@writetorep . . . . . 3206, 3239, 3247</p> <p>@amp . . . . . 1183, 1190</p> <p>@anchorcolor . . . . . 3130</p> <p>@bchar . . . . . 1805, 1928</p> <p>@citebordercolor . . . . . 3137</p> <p>@citecolor . . . . . 3131</p> <p>@filebordercolor . . . . . 3138</p> <p>@filecolor . . . . . 2723, 3132</p> <p>@gobblethree . . . . . 2593, 2607</p> <p>@gobbletwo . . . . . 2592, 2606</p> <p>@hash . . . . . 1184, 1190</p> <p>@ifl@t@ . . . . . 2304</p> <p>@linkbordercolor . . . . . 3136</p> <p>@linkcolor . . . . . 2725, 3129</p> <p>@menubordercolor . . . . . 3140</p> <p>@menucolor . . . . . 3134</p>	<p>@namedef . . . . . 578, 579, 580</p> <p>@ne . . . . . 590, 602, 609, 615, 635, 2590, 2594, 2604, 2608, 2635, 2636, 2638</p> <p>@pctchar . . . . . 1927</p> <p>@runbordercolor . . . . . 3141</p> <p>@runcolor . . . . . 3135</p> <p>@typeset@protect . . . . . 2232</p> <p>@unicode . . . . . 1190, 1191, 1192, 1193, 1194</p> <p>@urlbordercolor . . . . . 3139</p> <p>@urlcolor . . . . . 2727, 3133</p> <p>@exp . . . . . 2597, 2600, 2611, 2614</p> <p>[ . . . . . 1236, 1926</p> <p>_ . . . . . 1135, 1185, 1287</p> <p>] . . . . . 1926</p> <p>^ . . . . . 665</p> <p>_ . . . . . 666, 1588, 1598, 1608, 1619, 1683, 1727, 1803, 1925</p> <p>  . . . . . 1803, 2414, 2420</p> <p>~ . . . . . 666, 1588, 1598, 1608, 1619, 1683, 1727</p>
<b>Numbers</b>	
<p>0 . . . . . 1290, 1291, 1292, 1929, 2265, 3204</p> <p>1 . . . . . 1290, 1292</p> <p>2 . . . . . 1290, 1292</p> <p>3 . . . . . 1290, 1292, 2448, 3197</p> <p>8 . . . . . 1291, 3204</p> <p>9 . . . . . 1290</p>	<p style="text-align: center;"><b>A</b></p> <p>a . . . . . 2390</p> <p>acc@check . . . . . 2634</p> <p>accent . . . . . 2566, 2568</p> <p>accent@spacefactor . . . . . 2559, 2572</p> <p>accentclass@ . . . . . 2596, 2610</p> <p>AcrobatMenu . . . . . 2739</p> <p>Acrobatmenu . . . . . 3168, 3172</p> <p>add@accent . . . . . 2554, 2697, 2698, 2702</p> <p>AdobeMacOSdir . . . . . 1642, 1648</p> <p>Advisory . . . . . 763, 1103</p>

# Generation of PDF/X- and PDF/A-compliant PDFs with pdf<sub>T</sub>E<sub>X</sub>—pdfx.sty

C. V. Radhakrishnan, Hàn Thế Thành, Ross Moore and Peter Selinger

## QUICK LINKS

- ▶ Introduction
- ▶ Usage
- ▶ Installing
- ▶ Multilingual and Technical Considerations
- ▶ Bibliography
- ▶ References
- ▶ Implementation
- ▶ Index
- ▶ Change History

<code>\aftergroup</code> . . . . .	1910, 2316, 2919, 3205	<code>\DeclareFontEncoding@saved</code> . . . . .	649
<code>\afterxmp@parse</code> . . . . .	670, 675, 676, 732, 736, 739, 743, 746, 750, 754, 758, 763, 767, 771, 774, 779, 798, 818, 830, 850, 864, 878, 899, 921, 943, 964, 986, 1007, 1028	<code>\DeclareUnicodeCharacter</code> . . . . .	625, 629, 648
<code>\AMS@mathaccentV</code> . . . . .	2585, 2648	<code>\devxmptrue</code> . . . . .	268, 284
<code>\arbxmptrue</code> . . . . .	265, 281	<code>\dimen</code> . . . . .	505, 506, 507, 508, 509, 510, 511, 512
<code>\armSCixmptrue</code> . . . . .	267, 283	<code>\dimen@</code> . . . . .	2562, 2564, 2565, 2632, 2633
<code>\armxmptrue</code> . . . . .	266, 267, 282	<code>\directlua</code> . . . . .	447
<code>\AtBeginDvi</code> . . . . .	529	<code>\displaystyle</code> . . . . .	2579
<code>\AtEndOfPackage</code> . . . . .	627	<code>\documentclass</code> . . . . .	326
<code>\Author</code> . . . . .	732, 1075, 1122, 1142	<code>\Doi</code> . . . . .	1089
<code>\AuthoritativeDomain</code> . . . . .	743, 1114	<code>\dospecials</code> . . . . .	1353
<b>B</b>		<code>\Drivers</code> . . . . .	1645
<code>\backslash</code> . . . . .	1139, 1189, 1280, 2460	<b>E</b>	
<code>\BaseURL</code> . . . . .	1104	<code>\empty</code> . . . . .	1220, 2298, 3187, 3240
<code>\begin</code> . . . . .	1355	<code>\ENDGROUP</code> . . . . .	2388, 2393
<code>\box</code> . . . . .	2638	<code>\everymath</code> . . . . .	2577
<b>C</b>		<code>\EveryShipout</code> . . . . .	531, 534
<code>\c</code> . . . . .	2390	<code>\ExecuteOptions</code> . . . . .	296
<code>\CATCODE</code> . . . . .	2387, 2390, 2391	<code>\externalICCprofilesfalse</code> . . . . .	1883
<code>\catcodes</code> . . . . .	719	<code>\externalICCprofiletrue</code> . . . . .	1875
<code>\CertificateURL</code> . . . . .	1109	<b>F</b>	
<code>\cf@encoding</code> . . . . .	1289, 2230, 2452, 3026, 3031	<code>\Firstpage</code> . . . . .	1093
<code>\close@pdflink</code> . . . . .	2738	<code>\Fld@bcolor</code> . . . . .	3142
<code>\Color</code> . . . . .	1645	<code>\Fld@bordercolor</code> . . . . .	3143
<code>\color</code> . . . . .	3156	<code>\fmtversion</code> . . . . .	2304
<code>\colorpro@cmymk@identifier</code> . . . . .	1790	<code>\fontencoding</code> . . . . .	2230, 2452, 3026, 3031
<code>\colorpro@cmymk@intent</code> . . . . .	1789	<code>\Frozen@everymath</code> . . . . .	2593, 2607
<code>\colorpro@cmymk@profile</code> . . . . .	1788	<b>G</b>	
<code>\colorpro@cmymk@registry</code> . . . . .	1791	<code>\GDEF</code> . . . . .	2389, 2392
<code>\colorpro@rgb@identifier</code> . . . . .	1783	<code>\grkLGRxmptrue</code> . . . . .	262, 278
<code>\colorpro@rgb@info</code> . . . . .	1784	<code>\grkxmptrue</code> . . . . .	261, 262, 271, 277
<code>\colorpro@rgb@profile</code> . . . . .	1778, 1782	<b>H</b>	
<code>\colorpro@rgb@registry</code> . . . . .	1785	<code>\hbox</code> 1906, 2451, 2558, 2565, 2579, 2580, 2581, 2582, 2591, 2605, 2630, 2631, 2634, 2635	
<code>\Contributor</code> . . . . .	750, 1100	<code>\hebHEBxmptrue</code> . . . . .	264, 280
<code>\convertcolorsDtrue</code> . . . . .	3123, 3151	<code>\hebxmptrue</code> . . . . .	263, 264, 279
<code>\convertcolorsUtrue</code> . . . . .	3123, 3151	<code>\hmode@bgroup</code> . . . . .	2556
<code>\Copyright</code> . . . . .	712, 713, 1085	<code>\hmode@start@before@group</code> . . . . .	2557
<code>\copyright</code> 1131, 1140, 1194, 1196, 1284, 1287, 2400		<code>\hss</code> . . . . .	2565, 2566
<code>\Copyrighted</code> . . . . .	1088	<code>\Hy@writetorep</code> . . . . .	3206, 3213, 3247
<code>\CopyrightURL</code> . . . . .	1086, 1117	<code>\Hy@bookmarksfalse</code> . . . . .	2740
<code>\Coverage</code> . . . . .	1098	<code>\Hy@colorlink</code> . . . . .	2723, 2725, 2727
<code>\CoverDate</code> . . . . .	1084	<code>\Hy@endcolorlink</code> . . . . .	2729
<code>\CoverDisplayDate</code> . . . . .	1083	<code>\Hy@pdfafalse</code> . . . . .	3280
<code>\creationdate</code> . . . . .	1350, 1351	<code>\Hy@pdfatru</code> . . . . .	3280
<code>\Creator</code> . . . . .	1115	<code>\Hy@StartlinkName</code> . . . . .	2737
<code>\CreatorTool</code> . . . . .	1079, 1115	<code>\Hy@VerboseLinkStop</code> . . . . .	2729
<code>\cyrKOixmptrue</code> . . . . .	260, 276	<code>\Hy@xspace@end</code> . . . . .	2723, 2725, 2727
<code>\cyrxmptrue</code> . . . . .	259, 260, 275	<code>\hyper@linkend</code> . . . . .	2736
<b>D</b>		<code>\hyper@linkfile</code> . . . . .	2733
<code>\D</code> . . . . .	2247	<code>\hyper@linkstart</code> . . . . .	2735
<code>\Date</code> . . . . .	746, 1101	<code>\hyper@linkurl</code> . . . . .	2734
<code>\DeclareFontEncoding@</code> . . . . .	624, 630, 649	<code>\HyPsd@ConvertToUnicode</code> . . . . .	3205

## QUICK LINKS

- ▶ Introduction
- ▶ Usage
- ▶ Installing
- ▶ Multilingual and Technical Considerations
- ▶ Bibliography
- ▶ References
- ▶ Implementation
- ▶ Index
- ▶ Change History

## I

<code>\Identifier</code>	767, 771, 1105
<code>\IeC</code>	1203, 1209
<code>\if</code>	307
<code>\ifarbxmp</code>	247, 1250
<code>\ifarmSCIxmp</code>	249, 396, 403, 408
<code>\ifarmxmp</code>	248, 1251
<code>\ifcyrKOIxmp</code>	242, 394, 402
<code>\ifcyrxmp</code>	241
<code>\ifdefined</code>	1349, 1350
<code>\ifdevxmp</code>	250, 1252
<code>\ifdim</code>	499, 2561
<code>\ifexternalICCprofiles</code>	1865
<code>\ifgrkLGRxmp</code>	244, 390, 400, 406, 2546
<code>\ifgrkxmp</code>	243, 1253
<code>\ifhebHEBxmp</code>	246, 392, 401, 407
<code>\ifhebxmp</code>	245, 1254
<code>\ifHy@pdfa</code>	1481, 3176
<code>\ifipaxmp</code>	254
<code>\iflatEXTxmp</code>	252
<code>\iflatLATxmp</code>	253, 388, 399, 1230
<code>\ifluatex</code>	301, 437, 567, 1301, 1507, 1515, 1526, 1534, 1544, 1552, 1900, 2225, 2301, 2453, 2462, 2489, 2499, 2971, 3022, 3223
<code>\ifmathxmp</code>	255, 386, 1234
<code>\ifmmode</code>	2589, 2603
<code>\ifno@iccprofile</code>	18, 1622, 1826, 1871, 1939, 2122
<code>\ifpdf</code>	2907, 2909, 2915
<code>\ifpdf@activechars</code>	2315, 2321, 3045
<code>\ifpdf@cmymk</code>	1573, 1977, 2121, 3115, 3156
<code>\ifpdf@custom</code>	1574, 2017, 2120
<code>\ifpdf@e</code>	15, 1522, 1894, 2140, 2170, 2815, 2991, 3108, 3112
<code>\ifpdf@hluatex</code>	1458, 1462
<code>\ifpdf@hyperrefloaded</code>	1475, 1493
<code>\ifPDFX@inaccent</code>	2553, 2564
<code>\ifpdf@luacheck@needed</code>	31, 300
<code>\ifpdf@noBOM</code>	13, 3010
<code>\ifpdf@noerr</code>	19, 52, 1372, 2071
<code>\ifpdf@nopdfinfo</code>	385, 2479, 2508
<code>\ifpdf@noXMPdata</code>	1866
<code>\ifpdf@omitcharset</code>	20, 375
<code>\ifpdf@pdfmark</code>	433
<code>\ifpdf@sep@infield@</code>	2379, 2518, 2521, 2527, 2530
<code>\ifpdf@transliterated</code>	405, 3185, 3265
<code>\ifpdf@tryoldprofiles</code>	1767, 1807, 1820
<code>\ifpdf@ua</code>	16, 306
<code>\ifpdf@useactivespaces</code>	294, 667, 783, 1167, 1208, 1213, 1262
<code>\ifpdf@vt</code>	17, 2778, 2802, 2985
<code>\ifpdf@x</code>	14, 306, 356, 487, 1445, 1503, 1575, 1870, 1938, 2732, 2984, 3108, 3112, 3126
<code>\ifvnmxmp</code>	251
<code>\ifxetex</code>	416, 450, 513, 528, 547, 567, 1299, 1412, 1505, 1513, 1524, 1532, 1542, 1550, 1565, 1900,

	1952, 1993, 2051, 2091, 2107, 2131, 2161, 2193, 2225, 2301, 2455, 2465, 2491, 2501, 2539, 2547, 2707, 2716, 2757, 2829, 2881, 2947, 3022, 3187, 3229
<code>\includexmp</code>	2948, 2972, 3039
<code>\inputencodingname</code>	619, 620, 628, 640, 647, 651
<code>\insertbackfindforwardnavigationsymbol</code>	3166, 3179
<code>\insertslidenavigationsymbol</code>	3164, 3177
<code>\ipaxmptrue</code>	270, 289
<code>\ISBN</code>	1090
<code>\Issue</code>	1082

## J

<code>\Journalnumber</code>	1096
<code>\Journaltitle</code>	1095

## K

<code>\Keywords</code>	736, 1076, 1142
------------------------	-----------------

## L

<code>\Language</code>	739, 1078
<code>\LastDeclaredEncoding</code>	623, 650
<code>\Lastpage</code>	1092
<code>\latEXTxmptrue</code>	257, 258, 270, 286
<code>\latLATxmptrue</code>	258, 287
<code>\liixu@enableIeC</code>	1208, 1218
<code>\liixu@enablenumberline</code>	1213, 1219
<code>\liixu@IeC</code>	1205, 1209
<code>\liixu@IeCi</code>	1205, 1206
<code>\liixu@IeCii</code>	1206, 1207
<code>\liixu@numberline</code>	1210, 1214
<code>\liixu@numberlinei</code>	1210, 1211
<code>\liixu@numberlineii</code>	1211, 1212
<code>\LIIXUcancelfontswitches</code>	1232
<code>\LIIXUmaparabicletters</code>	1250
<code>\LIIXUmaparmenianletters</code>	1251
<code>\LIIXUmapdevaccents</code>	1252
<code>\LIIXUmapgreekletters</code>	1253
<code>\LIIXUmaphebrewletters</code>	1254
<code>\LIIXUmapisomathgreek</code>	1238
<code>\LIIXUmaplatinchars</code>	1231
<code>\LIIXUmapmathaccents</code>	1237
<code>\LIIXUmapmathalphabets</code>	1248
<code>\LIIXUmapmatharrowsA</code>	1239
<code>\LIIXUmapmathoperatorsA</code>	1240
<code>\LIIXUmapmathoperatorsB</code>	1241
<code>\LIIXUmapmiscmathsymbolsA</code>	1242
<code>\LIIXUmapmiscmathsymbolsB</code>	1245
<code>\LIIXUmapsupparrowsA</code>	1243
<code>\LIIXUmapsupparrowsB</code>	1244
<code>\LIIXUmapsuppmathoperators</code>	1246
<code>\LIIXUmapTeXnames</code>	1223
<code>\LIIXUmapunimathgreek</code>	1247
<code>\LIIXUscriptcommands</code>	1221
<code>\LIIXUtipacommands</code>	1222
<code>\LTX@add@accent</code>	2554, 2697

# Generation of PDF/X- and PDF/A-compliant PDFs with pdf<sub>T</sub>E<sub>X</sub>—pdfx.sty

C. V. Radhakrishnan, Hàn Thế Thành, Ross Moore and Peter Selinger

## QUICK LINKS

- ▶ Introduction
- ▶ Usage
- ▶ Installing
- ▶ Multilingual and Technical Considerations
- ▶ Bibliography
- ▶ References
- ▶ Implementation
- ▶ Index
- ▶ Change History

<code>\luaescapestring</code> . . . . .	447, 2454	<code>\Org</code> . . . . .	1116
<code>\luatexbanner</code> . . . . .	467	<code>\Owner</code> . . . . .	779, 1108
<b>M</b>			
<code>\m</code> . . . . .	2390	<b>P</b>	
<code>\m@ne</code> . . . . .	2627	<code>\p@</code> . . . . .	507, 511
<code>\macc@a</code> . . . . .	2650	<code>\PackageWarning</code> . . . . .	52, 1373, 1425, 1796, 2072, 2438, 3106, 3111, 3189
<code>\macc@adjust</code> . . . . .	2640, 2641	<code>\PackageWarningNoLine</code> . . . . .	1454
<code>\macc@code</code> . . . . .	2638, 2640	<code>\paddingline</code> . . . . .	3035
<code>\macc@depth</code> . . . . .	2590, 2594, 2604, 2608, 2627, 2628	<code>\paperheight</code> . . . . .	503, 509
<code>\macc@kerna</code> . . . . .	2633, 2638	<code>\paperwidth</code> . . . . .	502, 505
<code>\macc@kernb</code> . . . . .	2637	<code>\PassOptionsToPackage</code> . . . . .	1439, 1440, 3119, 3147
<code>\macc@nested</code> . . . . .	2597, 2611	<code>\pdf@activecharstrue</code> . . . . .	2316
<code>\macc@nucleus</code> . . . . .	2595, 2598, 2609, 2612, 2629	<code>\pdf@compress@xetex</code> . . . . .	423, 429, 430
<code>\macc@palette</code> . . . . .	2626	<code>\pdf@escapehex</code> . . . . .	2439, 3187, 3190, 3264
<code>\macc@skewchar</code> . . . . .	2630, 2631	<code>\pdf@escapestring</code> . . . . .	445, 448
<code>\macc@style</code> . . . . .	2625, 2626	<code>\pdf@escapestring@byte</code> . . . . .	446, 448
<code>\macc@test</code> . . . . .	2591, 2605	<code>\pdf@mdfivesum</code> . . . . .	444
<code>\macc@tmp</code> . . . . .	2590, 2593, 2604, 2607	<code>\pdf@minorversion@xetex</code> . . . . .	348, 349
<code>\MacOSColorDir</code> . . . . .	1640	<code>\pdfcompresslevel</code> . . . . .	429, 2957
<code>\MacOSLibraryColorDir</code> . . . . .	1641	<code>\pdfescapestring</code> . . . . .	. . . . . 445, 2448, 2454, 2511, 2533, 3197
<code>\mathaccent</code> . . . . .	2596, 2610, 2638, 2640	<code>\pdffalse</code> . . . . .	2919
<code>\mathaccentV</code> . . . . .	2589, 2591, 2605, 2648, 2649	<code>\pdfglyphtounicode</code> . . . . .	2548, 2657, 2658, 2659, 2660, 2661, 2662, 2663, 2664, 2665, 2666, 2667, 2668, 2669, 2670, 2671, 2672, 2673, 2675, 2676, 2677, 2678, 2680, 2681, 2682, 2683, 2684, 2685, 2686, 2687, 2688, 2689, 2690, 2691, 2692, 2693, 2712, 2713, 2714
<code>\mathchardef</code> . . . . .	2559	<code>\pdfmajorversion</code> . . . . .	39, 40, 48, 323, 324, 329, 330, 334, 342, 351
<code>\mathchoice</code> . . . . .	2578	<code>\pdfomitcharset</code> . . . . .	376, 380
<code>\mathsurround</code> . . . . .	2576	<code>\pdfpagesattr</code> . . . . .	425, 521, 536
<code>\mathxmptrue</code> . . . . .	271, 290	<code>\PdfSectA</code> . . . . .	3260
<code>\mcs@xmpincl@filename</code> . . . . .	. . . . . 2940, 2942, 2943, 2964, 2966, 2967	<code>\pdfstringdefPreHook</code> . . . . .	3211
<code>\mcs@xmpincl@patchFile</code> . . . . .	2925, 2955	<code>\pdfsuppresswarningdupmap</code> . . . . .	557, 559
<code>\mcs@xmpinclEnd</code> . . . . .	3013	<code>\pdftrue</code> . . . . .	2910
<code>\mcs@xmpinclStart</code> . . . . .	3008, 3011	<code>\pdfx@@writetorep</code> . . . . .	3207, 3239
<code>\mcs@xmpinclStartAlt</code> . . . . .	3009	<code>\pdfx@Acrobatmenu@noaction</code> . . . . .	. . . . . 2730, 2739, 3168, 3172
<code>\mdfivesum</code> . . . . .	456	<code>\pdfx@actives</code> . . . . .	1148, 1155, 1182, 1275
<code>\MessageBreak</code> . . . . .	2944, 2968	<code>\PDFX@add@accent</code> . . . . .	2555, 2698, 2705
<code>\MMversionID</code> . . . . .	1110	<code>\pdfx@Advisory</code> . . . . .	761, 1103
<b>N</b>			
<code>\n</code> . . . . .	1357	<code>\pdfx@amp</code> . . . . .	1149, 1156, 1191, 1195, 1281
<code>\newcount</code> . . . . .	35, 36, 39, 44	<code>\pdfx@AMS@mathaccentV</code> . . . . .	2584, 2602
<code>\newtoks</code> . . . . .	1259, 1479, 3199	<code>\pdfx@aprofile@rgbdefault</code> . . . . .	1729, 1733
<code>\Nickname</code> . . . . .	1106	<code>\pdfx@Author</code> . . . . .	730, 1075, 2787, 2847, 2850
<code>\no@iccprofiletrue</code> . . . . .	137, 146, 149, 158, 161, 170, 173, 182, 185, 215, 220	<code>\pdfx@AuthoritativeDomain</code> . . . . .	742, 1114
<code>\nonmatherr@</code> . . . . .	2600, 2614	<code>\pdfx@backslash</code> . . . . .	1279, 1280
<code>\numberline</code> . . . . .	1214, 1215	<code>\pdfx@bannerstring</code> . . . . .	472, 477
<b>O</b>			
<code>\o</code> . . . . .	2390	<code>\pdfx@catalog@xetex</code> . . . . .	420, 427
<code>\OBJ@CMYK</code> . . . . .	1989, 1994, 1996, 1999, 2010, 2132, 2136, 2147	<code>\pdfx@check@accents</code> . . . . .	2696, 2717, 2719
<code>\OBJ@CustomDir</code> . . . . .	2031, 2033	<code>\pdfx@check@lang</code> . . . . .	1168, 1170, 1176
<code>\OBJ@CustomFile</code> . . . . .	2035, 2052, 2053, 2058	<code>\pdfx@checkfor@sep</code> . . . . .	1916, 1918
<code>\OBJ@ICC</code> . . . . .	1954, 1956, 1961, 1972	<code>\pdfx@close@pdfLink</code> . . . . .	2729, 2738
<code>\OBJ@RGB</code> . . . . .	2085, 2094, 2097, 2103, 2108, 2113, 2162, 2166, 2176		
<code>\OBJ@URLs</code> . . . . .	1949, 1953, 1955, 1959		

# Generation of PDF/X- and PDF/A-compliant PDFs with pdfT<sub>E</sub>X—pdfx.sty

C. V. Radhakrishnan, Hàn Thế Thành, Ross Moore and Peter Selinger

## QUICK LINKS

- ▶ Introduction
- ▶ Usage
- ▶ Installing
- ▶ Multilingual and Technical Considerations
- ▶ Bibliography
- ▶ References
- ▶ Implementation
- ▶ Index
- ▶ Change History

<code>\pdfx@cmymk@identifi er</code> . . . . .	
. 1673, 1674, 1712, 1968, 1986, 2007, 2146	
<code>\pdfx@cmymk@info</code> . . . . .	1717
<code>\pdfx@cmymk@intent</code> . . . . .	1671, 1672, 1711, 1967, 1969, 1985, 1987, 2006, 2008, 2145, 2148
<code>\pdfx@cmymk@profile</code> . . . . .	1667, 1669, 1734, 1978, 1996, 1998, 2128, 2133, 2135
<code>\pdfx@cmymk@profilename</code> . . . . .	1668, 2013, 2152
<code>\pdfx@cmymk@registry</code> . . . . .	. 1675, 1676, 1713, 1970, 1988, 2009, 2149
<code>\pdfx@CMYKcolorprofiledir</code> . . . . .	. . . . . 1634, 1667, 2015, 2154
<code>\pdfx@cmymkfalse</code> . . . . .	1663, 1698, 2158
<code>\pdfx@cmymktrue</code> . . . . .	1576, 1678, 2068, 2127
<code>\pdfx@colorprofile@dict</code> . . . . .	1944, 1956, 1960
<code>\pdfx@colorprofiledir</code> . . . . .	1670
<code>\pdfx@colorURL</code> . . . . .	1716, 1943
<code>\pdfx@colorURL@dict</code> . . . . .	1943, 1955, 1958
<code>\PDFX@combiningchars@unicode</code> . . . . .	2656, 2709
<code>\pdfx@confA</code> . . . . .	2863
<code>\pdfx@confB</code> . . . . .	2864
<code>\pdfx@confU</code> . . . . .	2865
<code>\pdfx@Contributor</code> . . . . .	748, 1100
<code>\pdfx@convDate</code> 2277, 2281, 2755, 2761, 2788, 2807, 2827, 2833, 2851, 2855, 2879, 2885	
<code>\pdfx@ConvertUTFtoBE</code> . . . . .	. . . . . 2442, 2450, 2482, 2485, 2490, 2492, 2495, 2500, 2502, 2505, 2520, 2529
<code>\pdfx@Copyright</code> . . . . .	1046, 1085
<code>\pdfx@Coverage</code> . . . . .	1051, 1098
<code>\pdfx@CoverDisplayDate</code> . . . . .	1056, 1083
<code>\pdfx@CreatorTool</code> . . . . .	. . . . . 2509, 2753, 2789, 2825, 2852, 2877
<code>\pdfx@custom@colornames</code> . . . . .	1695, 2044
<code>\pdfx@custom@filespec</code> . . . . .	2046, 2054, 2056
<code>\pdfx@custom@identifi er</code> . . . . .	1691, 2027
<code>\pdfx@custom@enumcolors</code> . . . . .	1693, 2043
<code>\pdfx@custom@profile</code> . . . . .	1690, 2019, 2028, 2036, 2042, 2054, 2057, 2065
<code>\pdfx@custom@registry</code> . . . . .	1692, 2029, 2030
<code>\pdfx@customcolorprofiledir</code> . . . . .	. . . . . 1689, 2019, 2054, 2057, 2066
<code>\pdfx@customtrue</code> . . . . .	1699
<code>\pdfx@Date</code> . . . . .	745, 1101
<code>\pdfx@DeclareFontEncoding@</code> . . . . .	624, 630
<code>\pdfx@DeclareUnicodeCharacter</code> . . . . .	625, 629, 648
<code>\pdfx@DisabledCommands</code> . . . . .	. . . . . 3199, 3201, 3202, 3212, 3226, 3232
<code>\pdfx@docinfo@xetex</code> . . . . .	419, 426
<code>\pdfx@DOSTRIP@MACRO</code> . . . . .	2392, 2396
<code>\pdfx@efalse</code> . . . . .	15
<code>\pdfx@eightchars</code> . . . . .	1394, 1403
<code>\pdfx@eightofnine</code> . . . . .	1392, 1393
<code>\pdfx@EnableCommands</code> . . . . .	1263, 1265
<code>\pdfx@encodingfile</code> . . . . .	462, 644, 2229
<code>\pdfx@endeval</code> . . . . .	3017, 3021
<code>\pdfx@endparse</code> 1916, 1919, 2380, 2381, 2517, 2526	
<code>\pdfx@eprofile@graydefault</code> . . . . .	1730, 1735
<code>\pdfx@ErrorWarning</code> . . . . .	51, 58, 103, 120, 308, 2702
<code>\pdfx@etru e</code> . . . . .	191, 195
<code>\pdfx@everypage@xetex</code> . . . . .	514, 530, 532
<code>\pdfx@external@profile</code> . . . . .	1736
<code>\pdfx@externalprofile</code> . . . . .	1623, 1709, 1828
<code>\pdfx@externalprofile@gobble</code> . . . . .	1625, 1720
<code>\pdfx@extprofile</code> . . . . .	1710, 1948
<code>\pdfx@extprofiles@store</code> . . . . .	1873, 1874, 1876
<code>\pdfx@extraAdvisory</code> . . . . .	763, 931
<code>\pdfx@extraAuthor</code> . . . . .	732, 786
<code>\pdfx@extraAuthoritativeDomain</code> . . . . .	743, 859
<code>\pdfx@extraContributor</code> . . . . .	750, 838
<code>\pdfx@extraDate</code> . . . . .	746, 873
<code>\pdfx@extraIdentifi er</code> . . . . .	767, 952
<code>\pdfx@extraKeywords</code> . . . . .	736, 806
<code>\pdfx@extraLanguages</code> . . . . .	739, 825
<code>\pdfx@extraNickname</code> . . . . .	771, 974
<code>\pdfx@extraOwner</code> . . . . .	779, 1016
<code>\pdfx@extraRelation</code> . . . . .	754, 887
<code>\pdfx@extraThumbnails</code> . . . . .	774, 995
<code>\pdfx@extraType</code> . . . . .	758, 908
<code>\pdfx@ffourchars</code> . . . . .	1396, 1404
<code>\pdfx@findUUID</code> . . . . .	1391, 1417, 1420, 1432
<code>\pdfx@fouroffive</code> . . . . .	1395, 1396
<code>\pdfx@GeneratePdfString</code> . . . . .	. . . . . 2441, 2444, 2469, 2494, 2504, 3194, 3255
<code>\pdfx@getDay</code> . . . . .	2250, 2251
<code>\pdfx@getHour</code> . . . . .	2251, 2252
<code>\pdfx@getMin</code> . . . . .	2252, 2253
<code>\pdfx@getMonth</code> . . . . .	2248, 2250
<code>\pdfx@getSec</code> . . . . .	2253, 2254
<code>\pdfx@getTzbranch</code> . . . . .	2259, 2260, 2261, 2262, 2263
<code>\pdfx@getTzend</code> . . . . .	2266, 2268, 2271, 2280
<code>\pdfx@getTzerror</code> . . . . .	2262
<code>\pdfx@getTZh</code> . . . . .	2254, 2255
<code>\pdfx@getTzh@branches</code> . . . . .	2255, 2258
<code>\pdfx@getTzminus</code> . . . . .	2261, 2271
<code>\pdfx@getTznozone</code> . . . . .	2259, 2266
<code>\pdfx@getTzplus</code> . . . . .	2260, 2268
<code>\pdfx@getYear</code> . . . . .	2246, 2248
<code>\pdfx@gray@identifi er</code> . . . . .	1705
<code>\pdfx@gray@intent</code> . . . . .	1704
<code>\pdfx@gray@profile</code> . . . . .	1703, 1735
<code>\pdfx@gray@registry</code> . . . . .	1706
<code>\pdfx@gt</code> . . . . .	1149, 1158, 1193, 1283
<code>\pdfx@handlexcolor</code> . . . . .	3120, 3148, 3155, 3157
<code>\pdfx@hluatexfalse</code> . . . . .	1459
<code>\pdfx@hluatextrue</code> . . . . .	1459
<code>\pdfx@hyperrefloadedtrue</code> . . . . .	1476
<code>\pdfx@iccversion</code> . . . . .	1694, 1715, 1946, 2041
<code>\pdfx@Identifi er</code> . . . . .	765, 1105
<code>\pdfx@ifpdf</code> . . . . .	2909, 2916
<code>\PDFX@inaccenttrue</code> . . . . .	2558
<code>\pdfx@inputencodingname</code> . . . . .	627, 628, 647
<code>\pdfx@insert@sep</code> . . . . .	783, 784, 791, 796, 811, 816, 829, 843, 848,



# Generation of PDF/X- and PDF/A-compliant PDFs with pdf<sub>T</sub>E<sub>X</sub>—pdfx.sty

C. V. Radhakrishnan, Hàn Thế Thành, Ross Moore and Peter Selinger

## QUICK LINKS

- ▶ Introduction
- ▶ Usage
- ▶ Installing
- ▶ Multilingual and Technical Considerations
- ▶ Bibliography
- ▶ References
- ▶ Implementation
- ▶ Index
- ▶ Change History

863, 877, 892, 897, 914, 919, 936, 941, 957, 962, 979, 984, 1000, 1005, 1021, 1026	\pdfx@parsemacro . . . . . 2433
\pdfx@insertbackfindforwardnavigationsymbol . . . . . 3171, 3180	\pdfx@parseout . . . . . 2433
\pdfx@insertslidenavigationsymbol 3167, 3178	\pdfx@pdfAE@opts@luatex . . . . . . 1484, 1489, 1498, 1527, 1535, 1545, 1553
\pdfx@JournalTitle . . . . . 1059, 1095	\pdfx@pdfAE@opts@pdfmark . . . 1485, 1490, 1499
\pdfx@Keywords . . . . 734, 1076, 2806, 2849, 2854	\pdfx@pdfAE@opts@pdfx . . . . . . 1482, 1487, 1496, 1529, 1537, 1547, 1555
\pdfx@Language . . . . . 738, 1078	\pdfx@pdfAE@opts@xetex . . . . . . 1483, 1488, 1497, 1525, 1533, 1543, 1551
\pdfx@LanguageSpec . . . . . . . . . . 1914, 1921, 1934, 2002, 2061, 2960	\pdfx@pdfAuthor . . 2475, 2520, 2750, 2822, 2874
\pdfx@LastDeclaredEncoding . . . . . 623, 650	\pdfx@pdfKeywords . 2478, 2529, 2752, 2824, 2876
\pdfx@laststring . . . . . 1401, 1407	\pdfx@pdfmarkup . . . . . 1274, 2474
\pdfx@linkfile@pdfX . . . . . 2722, 2733	\pdfx@pdfSubject . . . . . 2477, 2485, 2500, 2502, 2504, 2505, 2751, 2823, 2875
\pdfx@linkstart@pdfX . . . . . 2724, 2735	\pdfx@pdfTitle . . . . . 2476, 2482, 2490, 2492, 2494, 2495, 2749, 2821, 2873
\pdfx@linkurl@pdfX . . . . . 2726, 2734	\pdfx@pdfX@opts@luatex . . . . . 1471, 1508, 1516
\pdfx@localcommands . . . . . 1073, 1904	\pdfx@pdfX@opts@pdfx . . . . . 1465, 1510, 1518
\pdfx@lt . . . . . 1149, 1157, 1192, 1282	\pdfx@pdfX@opts@xetex . . . . . 1468, 1506, 1514
\pdfx@luacheck@neededtrue . . . . . 32	\pdfx@pprofile@externaldefault . 1731, 1736
\pdfx@luatest . . . . 1462, 1472, 1484, 1489, 1498	\pdfx@prebookmark . . . . . 3210, 3225, 3231, 3256
\pdfx@macca . . . . . 2623, 2650	\pdfx@Producer . . . . . 1040, 1080, 2510, 2765, 2808, 2837, 2856, 2889
\pdfx@mainLanguage . . . . . 1915, 1918, 1921	\pdfx@profile@checksum . 1696, 1718, 1945, 2040
\pdfx@majorversion . . 36, 48, 233, 324, 330, 334	\pdfx@profileCS . . . . . 1714, 1947
\pdfx@mapline@xetex . . . . . 421, 422, 428	\pdfx@profiles@store . . . . . 1881, 1882, 1884
\pdfx@mathaccentV . . . . . 2575, 2649	\pdfx@PublicationType . . . . . 1069, 1094
\pdfx@mdfivesum . 444, 453, 456, 459, 1391, 1411	\pdfx@Publisher . . . . . 1043, 1097
\pdfx@emheight 510, 515, 516, 517, 522, 523, 524, 525	\pdfx@RawInputEncoding . . . . . 584, 642
\pdfx@minorversion . . . . . 35, 49, 102, 109, 112, 115, 119, 126, 129, 132, 136, 139, 142, 145, 148, 151, 154, 157, 160, 163, 166, 169, 172, 175, 178, 181, 184, 187, 213, 218, 223, 226, 227, 228, 229, 230, 231, 234, 320, 325, 331, 335	\pdfx@Relation . . . . . 752, 1102
\pdfx@mwidth 506, 515, 516, 517, 522, 523, 524, 525	\pdfx@restoreencoding . . . . . 598, 627
\pdfx@next . . . . . 2255, 2259, 2260, 2261	\pdfx@rgb@identifier . . 1659, 2084, 2102, 2175
\pdfx@Nickname . . . . . 769, 1106	\pdfx@rgb@info . . . . . 1660, 2086, 2104, 2177
\pdfx@noBOMfalse . . . . . 13, 238	\pdfx@rgb@profile . . 1657, 1733, 2089, 2093, 2096, 2110, 2112, 2126, 2159, 2163, 2165
\pdfx@noBOMtrue . . . . . 237	\pdfx@rgb@profilename . . . . . 1658, 2117, 2182
\pdfx@noerrtrue . . . . . 22	\pdfx@rgb@registry . . . . 1661, 2087, 2105, 2178
\pdfx@nopdfinfottrue 386, 388, 390, 392, 394, 396	\pdfx@RGBcolorprofiledir 1631, 1657, 2118, 2183
\pdfx@noXMPdatattrue . . . . . 1910	\pdfx@save@ca . . . . . 2332, 3056
\pdfx@numcoords . . . . . 1991, 1996, 1998, 2034, 2039, 2090, 2093, 2096, 2110, 2112, 2129, 2133, 2135, 2160, 2163, 2165	\pdfx@save@cb . . . . . 2333, 3057
\pdfx@omitcharsetfalse . . . . . 65, 72, 75	\pdfx@save@cc . . . . . 2334, 3058
\pdfx@omitcharsettrue 64, 78, 81, 84, 87, 90, 93	\pdfx@save@cd . . . . . 2335, 3059
\pdfx@outcatalog@dict . . . . . 1933, 2206, 2208	\pdfx@save@ce . . . . . 2336, 3060
\pdfx@outintent@dict . . 1964, 1982, 2023, 2062, 2081, 2099, 2138, 2168, 2196, 2200	\pdfx@save@cf . . . . . 2337, 3061
\pdfx@outintentref . . . . . 2195, 2196, 2198	\pdfx@save@ci . . . . . 2323, 3047
\pdfx@outintents . 1936, 2194, 2197, 2198, 2201	\pdfx@save@cii . . . . . 2324, 3048
\pdfx@Owner . . . . . 777, 1108	\pdfx@save@ciii . . . . . 2325, 3049
\pdfx@pageattr@xetex . . . . . 418, 530, 532	\pdfx@save@civ . . . . . 2326, 3050
\pdfx@pages@xetex . . . . . 417, 425	\pdfx@save@cix . . . . . 2331, 3055
\pdfx@par . . . . . 2979, 2982, 3038	\pdfx@save@co . . . . . 2322, 3046
\pdfx@parsebackslash . . . . . 2463, 2466	\pdfx@save@cv . . . . . 2327, 3051
\pdfx@parseend . . . . . 2432	\pdfx@save@cvi . . . . . 2328, 3052
\pdfx@parseforsep . . . . . 2381, 2517, 2526	\pdfx@save@cvii . . . . . 2329, 3053
	\pdfx@save@cvi . . . . . 2330, 3054
	\pdfx@save@da . . . . . 2348, 3072
	\pdfx@save@db . . . . . 2349, 3073
	\pdfx@save@dc . . . . . 2350, 3074

# Generation of PDF/X- and PDF/A-compliant PDFs with pdf<sub>T</sub>E<sub>X</sub>—pdfx.sty

C. V. Radhakrishnan, Hàn Thế Thành, Ross Moore and Peter Selinger

## QUICK LINKS

- ▶ Introduction
- ▶ Usage
- ▶ Installing
- ▶ Multilingual and Technical Considerations
- ▶ Bibliography
- ▶ References
- ▶ Implementation
- ▶ Index
- ▶ Change History

<code>\pdfx@save@dd</code>	2351, 3075	<code>\pdfx@tfouroffive</code>	1399, 1400
<code>\pdfx@save@de</code>	2352, 3076	<code>\pdfx@theight</code>	512, 518, 526
<code>\pdfx@save@df</code>	2353, 3077	<code>\pdfx@Thumbnails</code>	773, 1107
<code>\pdfx@save@di</code>	2339, 3063	<code>\pdfx@Title</code>	723, 1074, 2810, 2846, 2858
<code>\pdfx@save@dii</code>	2340, 3064	<code>\pdfx@tmp</code>	1644, 1647
<code>\pdfx@save@diii</code>	2341, 3065	<code>\pdfx@tmpstring</code>	1391, 1392
<code>\pdfx@save@div</code>	2342, 3066	<code>\pdfx@tmptoks</code>	1479, 1480, 1494, 1501
<code>\pdfx@save@dix</code>	2347, 3071	<code>\pdfx@topdfstring</code>	2290, 2296, 2509, 2510
<code>\pdfx@save@do</code>	2338, 3062	<code>\pdfx@transliteratedtrue</code>	406, 407, 408
<code>\pdfx@save@dv</code>	2343, 3067	<code>\pdfx@tryoldprofilefalse</code>	1793
<code>\pdfx@save@dvi</code>	2344, 3068	<code>\pdfx@tryoldprofiletrue</code>	1779, 1800
<code>\pdfx@save@dvi</code>	2345, 3069	<code>\pdfx@twidth</code>	508, 518, 526
<code>\pdfx@save@dvi</code>	2346, 3070	<code>\pdfx@Type</code>	756, 1111
<code>\pdfx@save@ea</code>	2364, 3088	<code>\pdfx@uafalse</code>	16
<code>\pdfx@save@eb</code>	2365, 3089	<code>\pdfx@uatrue</code>	202, 204
<code>\pdfx@save@ec</code>	2366, 3090	<code>\pdfx@useactivespacesfalse</code>	291
<code>\pdfx@save@ed</code>	2367, 3091	<code>\pdfx@useactivespacestrue</code>	291, 399, 400, 401, 402, 403
<code>\pdfx@save@ee</code>	2368, 3092	<code>\pdfx@utfencodingname</code>	583, 619, 640
<code>\pdfx@save@ef</code>	2369, 3093	<code>\pdfx@uuid</code>	1403, 1418, 1421, 1433
<code>\pdfx@save@ei</code>	2355, 3079	<code>\pdfx@vtfalse</code>	17
<code>\pdfx@save@eii</code>	2356, 3080	<code>\pdfx@vttrue</code>	209, 214, 219
<code>\pdfx@save@eiii</code>	2357, 3081	<code>\pdfx@xDay</code>	2251, 2281, 2283
<code>\pdfx@save@eiv</code>	2358, 3082	<code>\pdfx@xfalse</code>	14, 70, 73, 76, 79, 82, 85, 88, 91, 191, 195
<code>\pdfx@save@eix</code>	2363, 3087	<code>\pdfx@xHour</code>	2252, 2281, 2284
<code>\pdfx@save@eo</code>	2354, 3078	<code>\pdfx@xMin</code>	2253, 2282, 2284
<code>\pdfx@save@ev</code>	2359, 3083	<code>\pdfx@xMonth</code>	2250, 2281, 2283
<code>\pdfx@save@evi</code>	2360, 3084	<code>\pdfx@xmp@checklang</code>	716, 720
<code>\pdfx@save@evii</code>	2361, 3085	<code>\pdfx@xmp@strictlang</code>	718, 721
<code>\pdfx@save@eviii</code>	2362, 3086	<code>\pdfx@xmpin@luatex</code>	2953, 2972
<code>\pdfx@save@fi</code>	2371, 3095	<code>\pdfx@xmpin@xetex</code>	2923, 2948
<code>\pdfx@save@fii</code>	2372, 3096	<code>\pdfx@xmpin@End</code>	3005, 3013
<code>\pdfx@save@fiii</code>	2373, 3097	<code>\pdfx@xmpin@Start</code>	2999, 3008
<code>\pdfx@save@fo</code>	2370, 3094	<code>\pdfx@xmpin@StartAlt</code>	3002, 3009, 3011
<code>\pdfx@selectcolormodel@doing</code>	3105, 3121, 3149	<code>\pdfx@xmpmarkup</code>	1181, 2224, 2233, 2458, 3028
<code>\pdfx@selectcolormodel@done</code>	3110, 3124, 3152	<code>\pdfx@xmpunimarkup</code>	1198, 1217, 1293, 2223, 2459, 3209
<code>\pdfx@sep</code>	1168, 1170, 1197, 1286	<code>\pdfx@xprofile@cmykdefault</code>	1728, 1734
<code>\pdfx@sep@infield@false</code>	2382	<code>\pdfx@xSec</code>	2254, 2282, 2284
<code>\pdfx@sep@infield@true</code>	2383	<code>\pdfx@xtrue</code>	100, 107, 110, 113, 116, 124, 127, 130, 134, 137, 140, 143, 146, 149, 152, 155, 158, 161, 164, 167, 170, 173, 176, 179, 182, 185, 209, 214, 219
<code>\pdfx@sep@lang</code>	1173, 1179	<code>\pdfx@xTzh</code>	2267, 2269, 2272, 2282, 2284
<code>\pdfx@sep@nolang</code>	1172, 1179	<code>\pdfx@xTzm</code>	2267, 2269, 2270, 2272, 2273, 2282, 2284
<code>\pdfx@setCMYKcolorprofiledir</code>	1633, 1637, 1651	<code>\pdfx@Xvn@message</code>	57, 160, 172, 184
<code>\pdfx@setcmkprofile</code>	1601, 1666, 1788, 1816	<code>\pdfx@xYear</code>	2248, 2281, 2283
<code>\pdfx@setcolorprofiledir</code>	1648	<code>\pdfx@Bookmark</code>	3192, 3216, 3251, 3252
<code>\pdfx@setcustomprofile</code>	1686, 1688, 1700	<code>\pdfx@BookmarkString</code>	3237, 3254, 3260
<code>\pdfx@setgrayprofile</code>	1611, 1702, 1822	<code>\pdfx@creation</code>	1426
<code>\pdfx@setRGBcolorprofiledir</code>	1630, 1636, 1652	<code>\pdfx@DisableCommands</code>	3200, 3203, 3257
<code>\pdfx@setrgbprofile</code>	1591, 1656, 1782, 1810	<code>\pdfx@EnableCommands</code>	1260, 3262
<code>\pdfx@sfourchars</code>	1398, 1405	<code>\pdfx@Producer</code>	1306
<code>\pdfx@sfouroffive</code>	1397, 1398	<code>\pdfx@safe@for@xmp@toks</code>	1199, 1259, 1266, 1267, 1294
<code>\pdfx@StartlinkName@pdfX</code>	2728, 2737	<code>\pdfx@SetCMYKcolorProfileDir</code>	1651, 1654
<code>\pdfx@strip@macro</code>	2394		
<code>\pdfx@Subject</code>	1037, 1077, 2809, 2848, 2857		
<code>\pdfx@temp</code>	2461, 2463, 2464, 2466, 2467, 2469, 3224, 3227, 3230, 3233, 3237		
<code>\pdfx@tempii</code>	2447, 2448		
<code>\pdfx@testbannerstr</code>	474, 477		
<code>\pdfx@tfourchars</code>	1400, 1406		



# Generation of PDF/X- and PDF/A-compliant PDFs with pdf<sub>T</sub>E<sub>X</sub>—pdfx.sty

C. V. Radhakrishnan, Hàn Thế Thành, Ross Moore and Peter Selinger

## QUICK LINKS

- ▶ Introduction
- ▶ Usage
- ▶ Installing
- ▶ Multilingual and Technical Considerations
- ▶ Bibliography
- ▶ References
- ▶ Implementation
- ▶ Index
- ▶ Change History

144, 147, 150, 153, 156, 159, 162, 165, 168, 171, 174, 177, 180, 183, 186, 192, 196, 210, 216, 221, 307, 313, 2769, 2771, 2775, 2792, 2794, 2798, 2839, 2853, 2867	\xmp@lang@JournalNumber . . . . . 702
\xmp@Contributor . . . . . . . . 751, 841, 843, 846, 848, 852, 854, 1331	\xmp@lang@JournalTitle . . . . . 701, 1060
\xmp@convDate . . . . . 2278, 2283	\xmp@lang@Keywords . . . . . 687, 735
\xmp@convertDate . . . . . 2246, 2280	\xmp@lang@Nickname . . . . . 706, 770
\xmp@Copyright . . . . . 1048, 1318, 2237, 2238	\xmp@lang@Owner . . . . . 707, 778
\xmp@Copyrighted . . . . . 1049, 1087, 1088, 1319	\xmp@lang@Producer . . . . . 690, 1041
\xmp@CopyrightURL . . . . . 1086, 1320, 1321	\xmp@lang@PublicationType . . . . . 694, 1070
\xmp@Coverage . . . . . 1053, 1332	\xmp@lang@Publisher . . . . . 695, 1044
\xmp@CoverDate . . . . . 1084, 1317	\xmp@lang@Relation . . . . . 698, 753
\xmp@CoverDisplayDate . . . . . 1058, 1316	\xmp@lang@Subject . . . . . 688, 1038
\xmp@CreatorTool . . . . . 1079, 1308, 1569, 1570, 2509	\xmp@lang@Title . . . . . 685, 724
\xmp@Date . . . . . 747, 875, 877, 880, 882, 1333	\xmp@lang@Type . . . . . 757
\xmp@docid . . . . . 1416, 1421	\xmp@lang@Volume . . . . . 691
\xmp@Doi . . . . . 1089, 1322	\xmp@Language . . . . . . . . 740, 827, 829, 832, 834, 1313, 1917, 1918
\xmp@doparse . . . . . 668, 671	\xmp@Lastpage . . . . . 1092, 1325
\xmp@extraAdvisory . . . . . 947, 949	\xmp@Nickname . . . . . . . . 772, 977, 979, 982, 984, 988, 990, 1342
\xmp@extraAuthor . . . . . 802, 804	\xmp@Org . . . . . 1337
\xmp@extraAuthoritativeDomain . . . . . 868, 870	\xmp@Owner . . . . . 780, 1019, 1021, 1024, 1026, 1030, 1032, 1344
\xmp@extraContributor . . . . . 854, 856	\xmp@parse . . . . . 657, 663, 725, 733, 737, 740, 744, 747, 751, 755, 759, 764, 768, 772, 775, 780, 804, 823, 835, 856, 870, 884, 905, 928, 949, 970, 992, 1013, 1034, 1039, 1042, 1045, 1048, 1053, 1058, 1062, 1071, 1079, 1081, 1082, 1084, 1086, 1088, 1089, 1090, 1091, 1092, 1093, 1096, 1099, 1104, 1109, 1110
\xmp@extraDate . . . . . 882, 884	\xmp@Part . . . . . 25, 70, 73, 76, 79, 82, 85, 88, 91, 100, 107, 110, 113, 116, 124, 127, 130, 134, 138, 140, 143, 147, 150, 152, 155, 159, 162, 164, 167, 171, 174, 176, 179, 183, 186, 192, 196, 210, 216, 221, 310, 2767, 2771, 2772, 2774, 2775, 2790, 2794, 2795, 2797, 2798, 2891
\xmp@extraIdentifier . . . . . 968, 970	\xmp@PDFUA . . . . . 201, 203, 205
\xmp@extraKeywords . . . . . 822, 823	\xmp@Producer 1042, 1300, 1302, 1304, 1306, 2510
\xmp@extraLanguages . . . . . 834, 835	\xmp@PublicationType . . . . . 1061, 1071, 1327
\xmp@extraNickname . . . . . 990, 992	\xmp@Publisher . . . . . 1045, 1336, 1337
\xmp@extraOwner . . . . . 1032, 1034	\xmp@Relation . . . . . . . . 755, 890, 892, 895, 897, 901, 903, 1334
\xmp@extraRelation . . . . . 903, 905	\xmp@ReleaseDate . . . . . 27, 71, 74, 77, 80, 83, 86, 89, 92, 101, 108, 111, 114, 117, 118, 125, 128, 131, 135, 138, 141, 144, 147, 150, 153, 156, 159, 162, 165, 168, 171, 174, 177, 180, 183, 186, 192, 196, 211, 217, 222, 541, 2768, 2769, 2772, 2776, 2791, 2792, 2795, 2799, 2839, 2853, 2891
\xmp@extraThumbnails . . . . . 1011, 1013	\xmp@Source . . . . . 1099, 1335
\xmp@extraType . . . . . 925, 928	\xmp@strictlang . . . . . 721
\xmp@Firstpage . . . . . 1093, 1326	\xmp@Subject . . . . . 1039, 1312, 2484, 2485, 2498, 2500, 2502, 2504, 2505
\xmp@Identifier . . . . . . . . 768, 955, 957, 960, 962, 966, 968, 1341	\xmp@template 2986, 2988, 2992, 2994, 3036, 3039
\xmp@instid . . . . . 1428, 1433	\xmp@Thumbnails . . . . . 775, 998, 1000, 1003, 1005, 1009, 1011, 1343
\xmp@ISBN . . . . . 1090, 1323	
\xmp@Issue . . . . . 1082, 1315	
\xmp@JournalNumber . . . . . 1096, 1329	
\xmp@JournalTitle . . . . . 1062	
\xmp@Journaltitle . . . . . 1328	
\xmp@Keywords . . . . . 737, 809, 811, 814, 816, 820, 822, 1311, 2214, 2239, 2240, 2241, 2523, 2526, 2529, 2531	
\xmp@lang@Advisory . . . . . 704, 762	
\xmp@lang@Author . . . . . 686, 731	
\xmp@lang@Contributor . . . . . 697, 749	
\xmp@lang@Copyright . . . . . 693, 1047	
\xmp@lang@Coverage . . . . . 696, 1052	
\xmp@lang@CoverDisplayDate . . . . . 700, 1057	
\xmp@lang@CreatorTool . . . . . 689	
\xmp@lang@Default . . . . . . . . . . 684, 685, 686, 687, 688, 689, 690, 691, 692, 693, 694, 695, 696, 697, 698, 700, 701, 702, 704, 705, 706, 707, 717	
\xmp@lang@Identifier . . . . . 705, 766	
\xmp@lang@Issue . . . . . 692	

- ▶ Introduction
- ▶ Usage
- ▶ Installing
- ▶ Multilingual and Technical Considerations
- ▶ Bibliography
- ▶ References
- ▶ Implementation
- ▶ Index
- ▶ Change History

<p><code>\xmp@Title</code> . . . . . 725, 1309, 2481, 2482, 2488, 2490, 2492, 2494, 2495</p> <p><code>\xmp@Type</code> . . . . . 759, 909, 912, 914, 917, 919, 923, 925, 926, 1330</p> <p><code>\xmp@UAlevel</code> . . . . . 203, 205</p> <p><code>\xmp@URL</code> . . . . . 1091, 1324</p> <p><code>\xmp@Volume</code> . . . . . 1081, 1314</p>	<p><code>\xmp@vtConformance</code> . . . . . 211, 217, 222, 2780, 2804</p> <p><code>\xmp@vtPart</code> . . . . . 210, 216, 221, 2780, 2804</p> <p><code>\xmp@WebStatement</code> . . . . . 1321</p> <p><code>\xmpMM@VersionID</code> . . . . . 212, 215, 220</p> <p><code>\xmpMM@versionID</code> . . . . . 1110</p> <p style="text-align: center;"><b>Z</b></p> <p><code>\Z</code> . . . . . 2257</p>
---	--

## 8. Change History

- v1.00  
Initial commit to the CVS.
- v1.01  
glyphtounicode-cmr.tex included with the package.
- v1.3  
Fix copyright in .xmp files.
- v1.5.4  
Fixed timezone bug; Unicode support; more PDF variants; added color profiles.
- v1.5.5  
Support for PDF/X-4p and PDF/X-5pg with external color profiles.
- v1.5.6  
Suppressed ‘dummy-space’ font warning; removed spurious ‘?’ in XMP packets; improved handling of Color Profiles; ensure `\Hy@pdfattrue` when building PDF/A, for link flags; properly enables `xcolor` conversion of color models.
- v1.5.7  
Removed UTF-8 characters that appear in the documentation only, within comments in the package source, but result in a validation failure. Language support in XMP metadata. Added macros for Windows and Mac system color profile directories.
- v1.5.8  
MediaBox, TrimBox, etc. derived from the `\paperheight`, `\paperwidth`. Improved language support, incl. KOI8-R encoded cyrillics, Armenian OT6, and LGR Greek encoding, incl. polytonic Greek. All the encodings Latin-1–9 are supported for upper 8-bit characters. Fixed the quoted file-name problem, evident with Lua<sub>T</sub>E<sub>X</sub>. Method to generate correct bookmarks with non-active (transliterated) input. Added support for Xe<sub>L</sub>A<sub>T</sub>E<sub>X</sub>, improvements with Lua<sub>T</sub>E<sub>X</sub>. Updated documentation.
- v1.5.82  
Adjusted to changes in the  $\LaTeX$  core, affecting macros for composite commands; incl. `\textsuperscript` and others.
- v1.5.83  
Improved support for Xe<sub>L</sub>A<sub>T</sub>E<sub>X</sub> and Lua<sub>T</sub>E<sub>X</sub>.
- v1.5.84  
Fully expand options for `hyperref`. Better support for extended IPA letters and modifiers. Adjusted release versions and dates.
- v1.5.85  
Fixed bugs, and fully implemented L8U as a pseudo-encoding; renamed L8U files into the form `*-penc.def`.
- v1.6  
Added XMP support for PDF/UA-1. Added more Metadata fields and Language support. Default RGB and CMYK profiles now require the `colorprofiles.sty` package. Added file `CallasColorProfiles.tex`. Revised `glyphtounicode.sty` to use variation selectors, altered maps to PUA codepoints; added more glyphs via `glyphtounicode-ntx.tex`. Support for 8-bit Hebrew encodings, some Arabic and Devanagari. Updated documentation, incl. for  $\LaTeX$  changes.

- ▶ Introduction
- ▶ Usage
- ▶ Installing
- ▶ Multilingual and Technical Considerations
- ▶ Bibliography
- ▶ References
- ▶ Implementation
- ▶ Index
- ▶ Change History

- v1.6.1  
Fixed issue with `ifthen` package; improved Metadata with Lua $\TeX$  and Xe $\TeX$ . Flexibility with page boxes for PDF/X.
- v1.6.2  
Fixed passing of options to `xcolor`, and some `glyphtounicode` values.
- v1.6.3  
Fixed encoding issues; support for new `\pdfomitcharset` primitive; reference to veraPDF validation software; additions to `glyphtounicode-ntx.tex`.
- v1.6.4  
Added check and warning with `luatex` for whether `\pdfminorversion` can be changed; ensure correct `\catcode` for input characters up to 31, when reading `.xmpdata` file; disabled patched `\mathaccentV` due to incompatibility with wide base expressions.
- v1.6.5  
Support for `\Nickname` as Metadata command; ensure `\par` is unexpandable when processing XMP metadata.
- v1.6.5a  
Added option `pdf20` for future need with PDF 2.0; support for `\pdfmajorversion`; support for Memoir's `\stockwidth` and `\stockheight` dimen registers.
- v1.6.5b  
Avoid loading `xmpincl` package from within a  $\TeX$  grouping.
- v1.6.5c  
Avoid loading `stringenc` package from within a  $\TeX$  grouping.
- v1.6.5d  
Adjust for non-zero `\stockwidth` only; prevent changes to `xcolor` options after use.
- v1.6.5e  
Ensure `\pdfmajorversion` and `\pdfminorversion` are both defined and set correctly. Updated documentation; added new Bibliography entries and revised URL links.
- v1.6.5f  
Reset `\ifpdf` properly; support `\creationdate` with Xe $\TeX$ . Revised Glossary layout.